



***Nevada Aero  
Maintenance***

*Integrating Safety & Integrity*





# Table of Contents

---

- Executive Team ..... 5-6
- Group Introduction ..... 7
- Pinnacle Partners 2018 MRO Spending & Credit References..... 8-11
- About Nevada Aero Maintenance ..... 12-15
- Maintenance Services ..... 16-23
- Military to Civilian Engineer Transition Program ..... 24-25
- Aviation Industry Trade Shows..... 26
- Facility Safety & Security..... 27-28
- Nevada Aero Maintenance Location & Airport Data ..... 29-34
- Nevada Based Airlines / Southwest Airlines ..... 35-40
- MRO Related Government Contracts in Nevada..... 41-44
- Airline Industry Microeconomic Environment Summery..... 45-60
- Government & Aviation Industry Support Letters ..... 61- 66
- Corporate Responsibility ..... 67-86
- USA Government & NGO Awards & Endorsements ..... 87-96
- Additional Data Links ..... 97
- Contact information ..... 98



**Data Sources:**

- Pinnacle Partners
- Boeing
- US Department of Transportation
- Aeronautical Repair Station Association
- Oliver Wyman
- Federal Aviation Administration
- International Civil Aviation Organization
- National Business Aviation Association
- International Air Transport Association
- United States Department of Labor
- Aircraft Mechanics Fraternal Association
- McCarran International Airport
- Bureau of Transportation Statistics



**EQUIPED WITH THE "WRIGHT" CREW  
TO NAVIGATE THROUGH FORSEEN AND  
UNFORSEEN MARKET TURBULENCE**

# Nevada Aero Maintenance Executive Team

## Alden Kawika Crowley

CEO / President  
Nevada Aero Maintenance / Pinnacle Partners

## Dave Williams

Vice President of Operations/Maintenance  
Nevada Aero Maintenance

## Gloyd Robinson

Executive Director of Business Development  
Nevada Aero Maintenance

Chief Financial Officer  
Nevada Aero Maintenance

Director of Regulatory Compliance / FAA & EASA  
Nevada Aero Maintenance

## Josh Sidman

Vice President  
Nevada Aero Maintenance / Pinnacle Partners

## Rita Vaswani

Director Of Government Relations  
Nevada Aero Maintenance

Director of Business Development / Mid East  
Nevada Aero Maintenance

Chief Commercial Officer  
Nevada Aero Maintenance

## Al Twainy

Director of Real Estate Development  
Nevada Aero Maintenance

Over 250 years of combined aviation  
& MRO industry experience.  
Click on name to view BIO.  
Executives currently employed will  
remain anonymous.





**PROVEN PROFITABLE PERSPECTIVES**

# Pinnacle Partners

## Business Overview and Strategy

At Pinnacle Partners, our key objective is to create sustainable economic value for our investors, customers and partners.

We accomplish this through the buying, leasing and selling of pre-owned aircraft, aircraft parts and jet engines.

Pinnacle Partners has strategically developed close relationships with Boeing, Airlines, Aircraft leasing companies and parts suppliers around the world.

Pinnacle Partners will be focused on expanding our aircraft maintenance service capabilities to lower costs and increase program profitability by launching Nevada Aero Maintenance, the first commercial aircraft maintenance repair and overhaul facility in Nevada. We are honored and privileged to have obtained endorsement letters from Boeing, Delta Airlines and the Nevada Governor.

Creating long-term economic growth for our customers and investors while creating sustainable humanitarian programs that positively impact communities is our passion.

Orchestrating win win solutions for our customers, partners and investors is what we do best.



# \$15.+M spent out of Nevada in 2017-2019 on aircraft related maintenance by Pinnacle Partners. 2017 & 2018 Credit References



**Aeronautical Engineers, Inc.**

May 24, 2018

To Whom It May Concern:

This letter is to confirm Aeronautical Engineers Inc. has provided Aviation parts and services for Pinnacle Partners during the year of 2017 and 2018 valued at \$2,300,000.00 USD. All invoices were paid on time or ahead of schedule.

Aeronautical Engineers Inc. values Pinnacle Partners as a customer and is ready to provide all necessary Aircraft cargo conversion kits for their growing fleet.

Should you require any further assistance, please contact me.

Sincerely,

A handwritten signature in blue ink that reads 'H. Ron Simpson'.

H. Ron Simpson  
Controller



Date: May 30, 2018

To Whom It May Concern:

This letter is to confirm Commercial Jet has provided Aircraft maintenance services for Pinnacle Partners during the year of 2017 and 2018 valued at \$1,700,000.00 USD. Invoices were paid on time and or ahead of schedule.

Commercial Jet values Pinnacle Partners as a customer and is ready to provide all necessary Aircraft cargo conversion and maintenance services for their growing fleet.

Should you require any further assistance, please contact me.

Sincerely,

A handwritten signature in blue ink that reads 'Barton Budman'.

Barton Budman

VP Finance





June 6, 2018

To Whom It May Concern:

This letter is to confirm Voyageur Avparts Inc. has provided Aircraft Engines for Pinnacle Partners in 2018 valued at \$1,500,000.00 USD. Invoices were paid on time.

Voyageur Avparts values Pinnacle Partners as a customer and is ready to provide Aircraft and Aircraft parts support for their growing fleet.

Should you require any further assistance, please contact me.

Yours truly,

VOYAGEUR AVPARTS INC.

A handwritten signature in black ink, appearing to read "Larry Bayliss".

Larry Bayliss

Vice President & COO



Delta Material Services, LLC  
1775 M.H. Jackson Service Road  
Atlanta, GA 30354-2574

June 11, 2018

To Whom It May Concern:

This letter is to confirm Delta Material Services has provided Aircraft and Jet engines to Pinnacle Partners during the year of 2017 and 2018 valued at \$740,000.00 USD. Invoices were paid on time.

Should you require any further assistance, please contact me.

Sincerely,

A handwritten signature in blue ink, appearing to read "William B. Thompson".

William B. Thompson  
Senior Vice President, Commercial  
Delta Material Services



Date: 5/22/18

To Whom It May Concern:

This letter is to confirm MAC Aerospace has provided Aircraft parts support for Pinnacle Partners during the year of 2017 and 2018 valued at over \$480,000.00 USD. Invoices were paid on time and or ahead of schedule.

MAC Aerospace is Pinnacle Partners Aircraft parts provider and their current line of credit is \$2,000,000.00.

MAC Aerospace values Pinnacle Partners as a customer and is ready to provide all necessary Aircraft parts support for their growing fleet.

Should you require any further assistance, please contact me.

Sincerely,

A handwritten signature in black ink that reads 'Jill Woychowski'.

Jill Woychowski  
Accounting Department  
MAC Aerospace, LLC



June 11, 2018

RE: Pinnacle Partners

To Whom It May Concern:

This letter is to verify that Pinnacle Partners, based in Las Vegas, Nevada has been a longstanding customer of Ascent Aviation Services ("Ascent"). Most recently, Ascent has provided aircraft maintenance for Pinnacle Partners during the years of 2017 and 2018 valued well in excess of \$250,000.00 USD. All invoices sent to Pinnacle Partners were paid within terms and sometimes well ahead of schedule.

Ascent currently is Pinnacle Partners aircraft maintenance provider and their current line of credit for aviation services is \$250,000.00 USD. Ascent would not hesitate to increase this limit based on past performance should the need arise and we value Pinnacle Partners as a customer and we stand ready to support their future aircraft maintenance needs on their growing fleet of aircraft.

Should you require any further assistance, please contact me.

Sincerely,

A handwritten signature in black ink that reads 'David T. Querio'.

David T. Querio  
President  
(954) 684-3129 - mobile  
(520) 616-5100 - office  
dquerio@ascentmro.com

A photograph taken from the perspective of a pilot in the cockpit of an airplane. The view is looking out through the windshield at a vast expanse of white, fluffy clouds that stretch to the horizon. The sky is a deep, clear blue, and the sun is setting or rising on the horizon, creating a bright orange and yellow glow that reflects off the tops of the clouds. The cockpit's instrument panel is visible in the lower right corner, featuring several digital displays and analog gauges. The overall atmosphere is serene and majestic.

**A PASSIONATE PERSISTENCE  
TO EXCEED EXCELLENCE**

# About Nevada Aero Maintenance Services

Nevada Aero Maintenance, the newest state-of-the-art FAA (US Federal Aviation Administration) and EASA (European Aviation Safety Agency) approved Part 145 commercial aircraft Maintenance, Repair and Overhaul (MRO) facility in the USA.

Nevada Aero Maintenance is located at the Las Vegas McCarran International Airport, the 8<sup>th</sup> busiest airport in United States.

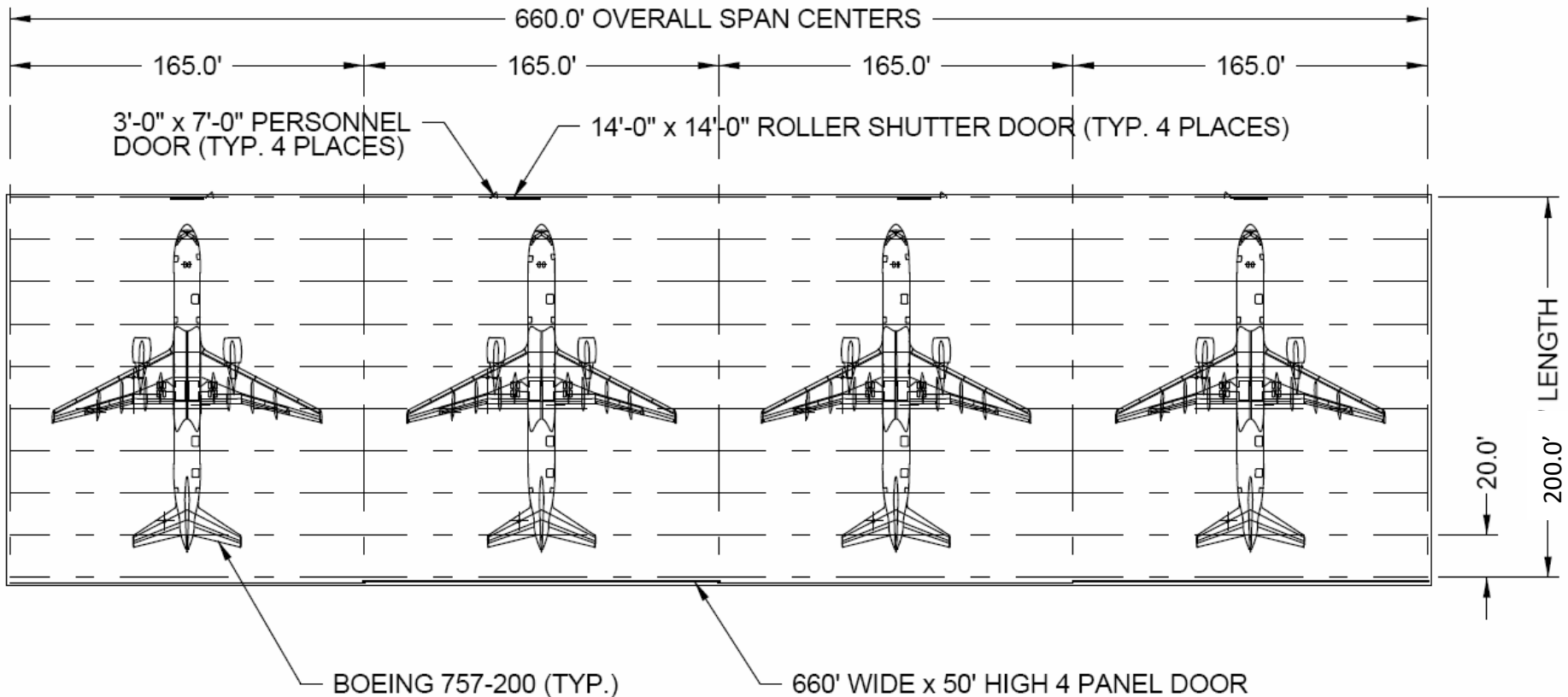

Nevada Aero Maintenance is the only commercial Aircraft Maintenance facility in Nevada specializing in servicing Boeing and Airbus narrow body aircraft.

Nevada Aero Maintenance has entered the global Commercial MRO market valued \$82 billion in 2019. Between 2019 and 2024, the MRO market will grow at a Compound Annual Growth Rate (CAGR) of 3.5 percent, increasing MRO spending to \$96.9 billion per year. By the beginning of 2029, MRO spending is expected to exceed \$116 billion per year.



# Nevada Aero Maintenance Hangar Size

The Nevada Aero Maintenance, a 250,000 square foot hangar is capable of supporting six narrow body aircraft simultaneously, including any combination of Boeing 737 series, Boeing 757 series, and Airbus A321 series aircraft.



The Nevada Aero Maintenance facility and adjoining tarmac has the capacity to accommodate as many as ten aircraft in various phases of maintenance simultaneously



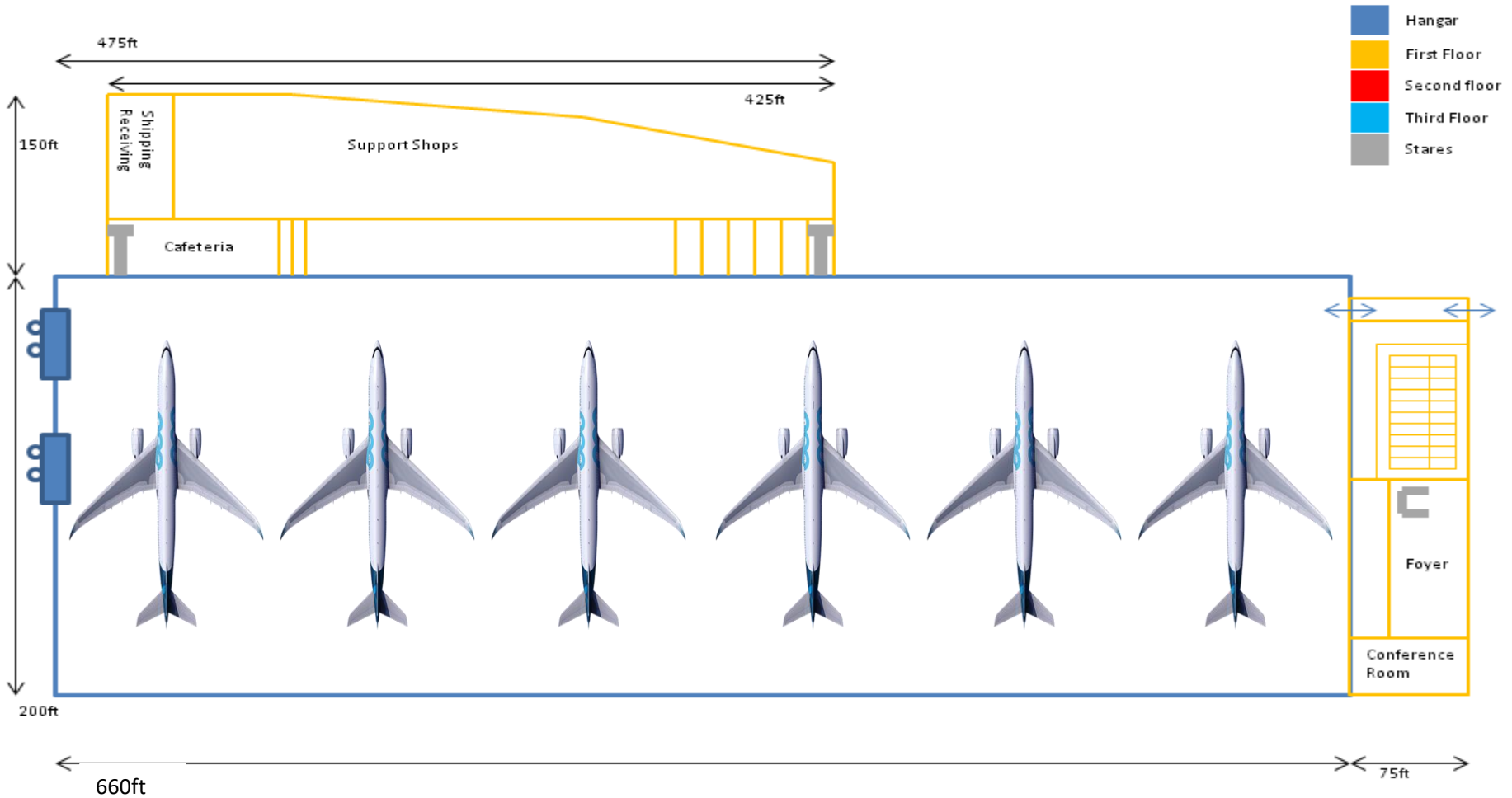
**Hangar Capacity**

- Six (6) Boeing 737-300 through -900 Aircraft
- Six (6) A319 / A320 / A321 Series Aircraft



**Nevada Aero  
Maintenance**

*Integrating Safety & Integrity*



# Nevada Aero Maintenance Services

Our professional team will service a wide variety of commercial and military aircraft, including B707, B717, B737/C-40, B757, A318, A319, A320 and A321.

## Nevada Aero Maintenance services

- **Modifications**
  - Structural modifications in accordance with STCs
  - Passenger to freighter conversions
  - VIP interior modifications
  - Auxiliary fuel tank installations
  - Aircraft re-engine
  - Winglet installation
  - fleet standardization/interior reconfiguration & refurbishment
- In-house NDT/NDI services and inspections
- In-house DER/DAR services and certifications
- Avionics capabilities
- AOG/line maintenance/field service support
- Structural and heavy metal repair
- Aircraft painting
- Composite overhaul and repair
- Paint





# Engine Shop Services

Nevada Aero Maintenance specializes in the repair and overhaul of CFM56 series engines.

Airlines spent over \$33.4 Billion globally and \$7.3 Billion in North during 2019 on engine repairs and overhauls.

Globally the engine MRO business is expected to grow 3.5% annually between 2019-2029 for a total of \$50 Billion in spending per year.

North American Spending will increase to \$10.3 Billion per year.

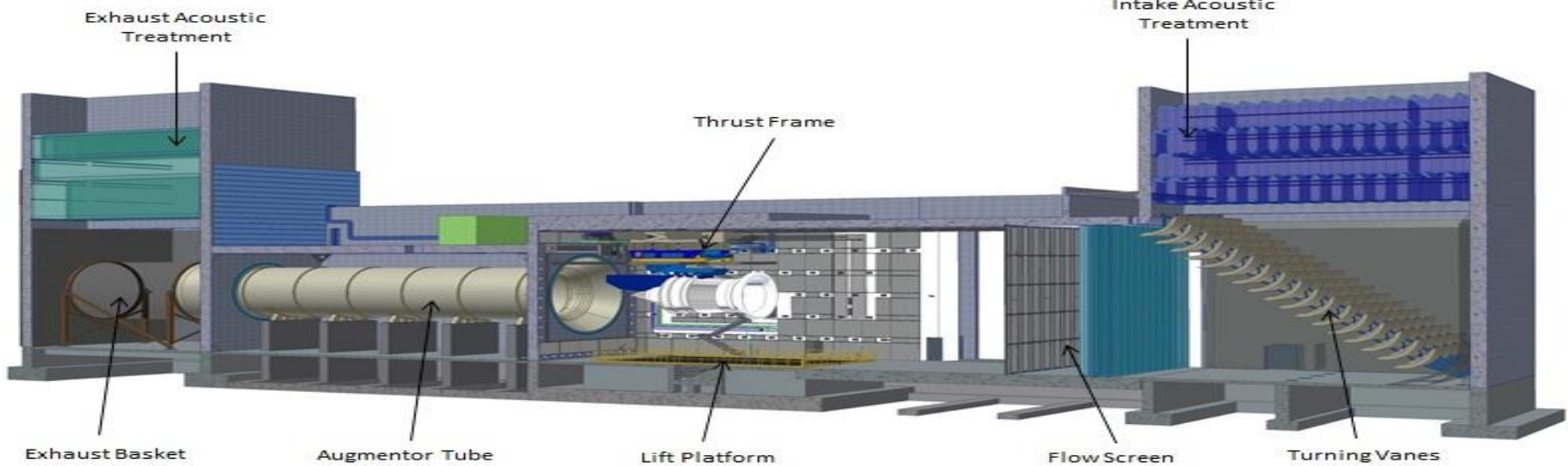
## Engine Models:

- Phase 1: CFM International CFM56 Series/32,850+ Engines Built
- Phase 2: V2500 Series / 6,500+ Engines Built
- Phase 3: General Electric CF34 Series / 6,700+ Engines Built



# Jet Engine Test Cell

➤ All CFM56 Series Engines



# Line Maintenance Services

Nevada Aero Maintenance provides all phases of Aircraft line maintenance services for all narrow body Aircraft. Nevada Aero Maintenance efficient line maintenance solutions will provide the opportunity to acquire a large share of the line maintenance services at McCarran International Airport valued at \$60+ Million.

Airlines spent over \$13.7 Billion globally with \$3.4 Billion spent in North America during 2019 on Line Maintenance. The Line Maintenance business in North America is expected to grow to \$4.2 Billion in spending per year by 2029.

McCarran Average Departures: 461 commercial per day / 3,231 per week / 12,924 Month

Total 2019 Commercial Passenger Departures: 179,819

Total 2019 Commercial Passenger & Cargo Departures: 230,336

Total 2019 Helicopter Departures: 45,738

December 2019 Average Departures per day by Aircraft manufacture model at McCarran International Airport.

Total Narrow Body: 431.45							Total Wide Body: 10.98					Total Regional Jet/Com: 19.16				
A318	A319	737	M80	A320	A321	757	767	A330	777	A340	747	CRJ7	E90	EM2	ERJ	Total
0	42.55	255.37	0	79.31	42.66	5.45	3.89	2.63	1.29		1.58	.32	16.96	0.20	1.87	461.60



# Landing Gear & Component Repair Services

Nevada Aero Maintenance provides component & landing gear repair and overhaul services for all Boeing 737, A319, A320 and A321 Aircraft.

Airlines spent over \$13.8 Billion globally with \$4.1 Billion spent in North America during 2018 on component repairs and overhauls. The component MRO business is expected to grow 3.5% annually between 2019-2029 for a total of \$21 Billion Globally in spending per year. North America is expected to grow to \$4.7 Billion by 2029.

Note: 2015, The US Air Force awarded M1 Support Services of Denton Texas a \$304.9 Million-dollar contract to support Nevada's Nellis Air Force Base Aircraft Maintenance Backshop operations and maintenance services.



# Large Aircraft FBO Services

Nevada Aero Maintenance provides large Aircraft FBO services to Professional Sports Teams based in or visiting Las Vegas.

Services Include: Private Terminal / Hangar Space / Ramp space / Maintenance / Lavatory Service / Oxygen & Nitrogen / Portable Water / Ground Support Equipment / Catering / Aircraft Pre-heating & Cooling



Large VIP Lounge



Meetings held with the Vegas Golden Knights President. Team is eager to utilize the Nevada Aero Maintenance facility.

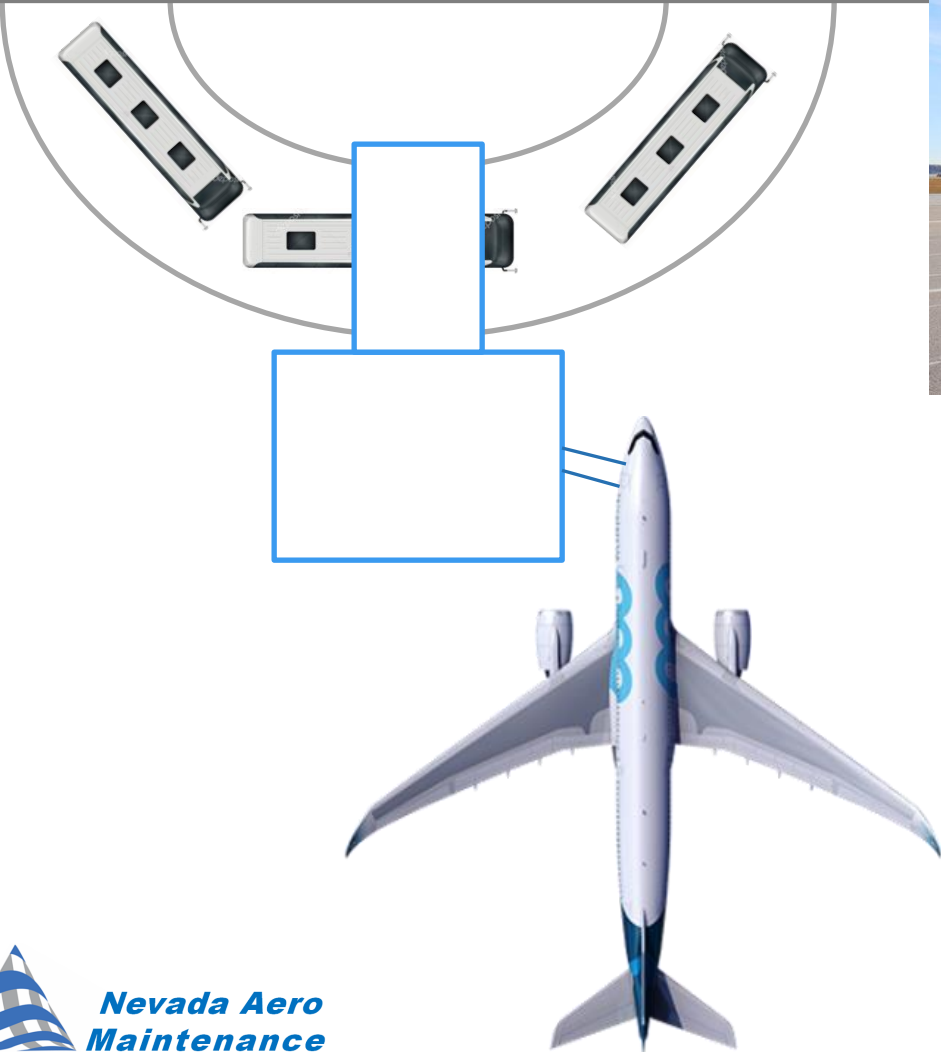


Current Travel solutions for professional Sports teams expose players, management and staff to weather conditions.



The Nevada Aero Maintenance large Aircraft FBO will provide efficient and comfortable travel solutions.

Current Travels Solution





# Military To Civilian Transition (MCT)

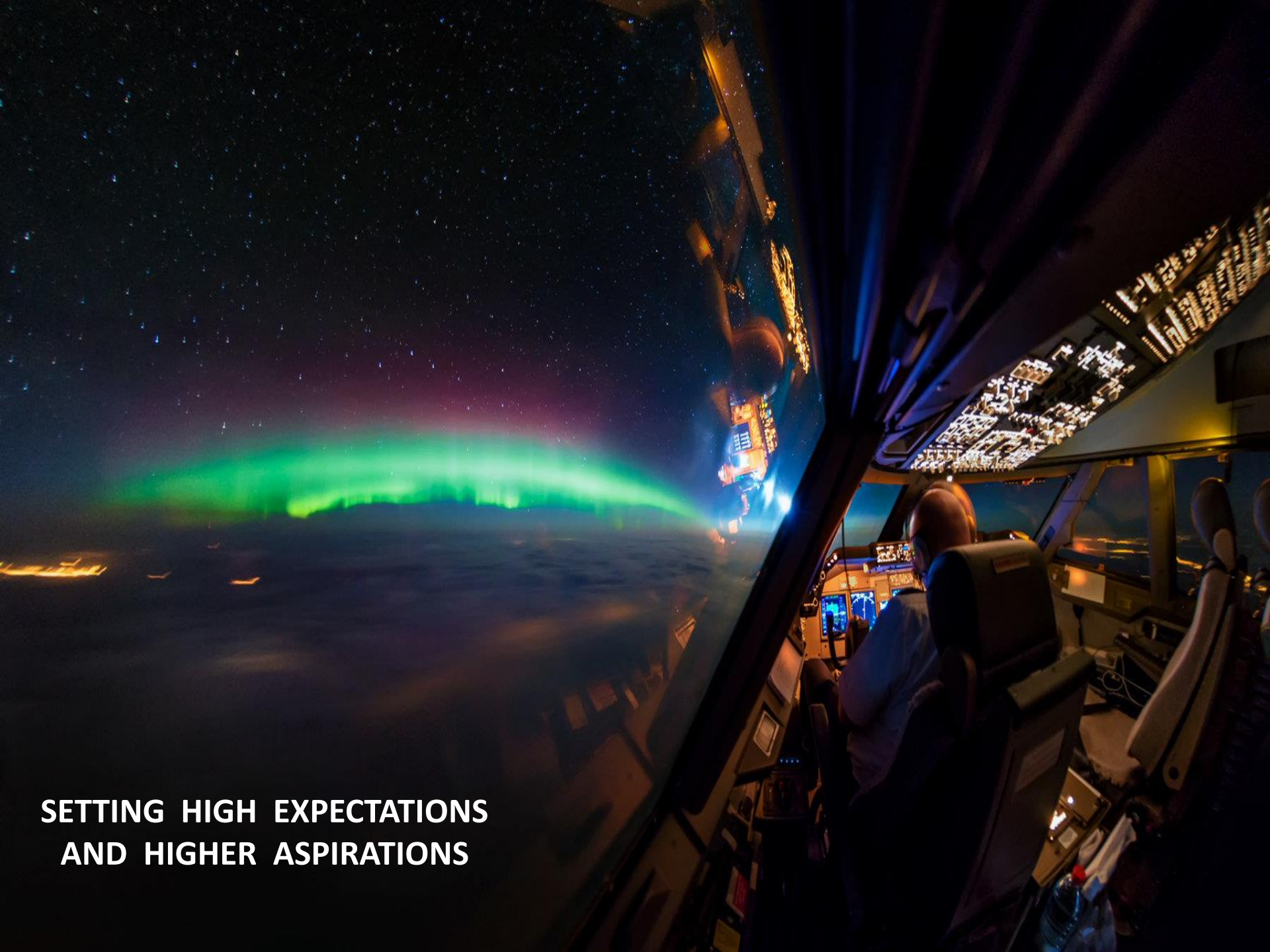
Nevada Aero Maintenance provides civilian Airframe & Powerplant (A&P) certification training for Nevada's Nellis Air Force personnel and Veterans. Vital on the job training and employment opportunities for United States service men and women.



Military  
Civilian  
Transition







**SETTING HIGH EXPECTATIONS  
AND HIGHER ASPIRATIONS**

# Aviation Industry Trade Shows

Nevada Aero Maintenance provides static display solutions for Aviation industry conferences & tradeshow.



NBAA is held in Las Vegas every two years. Next event held in October of 2021. NBAA is Ranked as a top-ten trade show in the United States and will bring together 23,000+ attendees for the largest business aviation event in the world.

NBAA Henderson Airport / Nevada



MRO Americas / Military Aviation Logistics & Maintenance are the premier events for the commercial & military air transport maintenance, repair and overhaul industry. 850 Exhibitors / 85 Countries / 15,000+ attendees / Executives from 1,000 Airlines.

International Society of Transport Aircraft Trading (ISTAT) is dedicated to providing aviation professionals with forums for increased networking opportunities. ISTAT currently represents more than 5,000 members worldwide who are involved in Aviation industry. 6 events per year.

# Safety & Security

Nevada Aero Maintenance will implement enhanced FAA/TSA security procedures to insure a safe and secure work environment at McCarran International Airport.

All Nevada Aero Maintenance personnel, contractors and vendors will be screened and cleared by Nevada based security solutions specialist, Fingerprinting Express.



Secure Vehicle Entrance



Secure Employee Entrance



*McCarran*  
INTERNATIONAL AIRPORT



11 July 2019

To Whom It May Concern:

Ref: Nevada Aero Maintenance

Fingerprinting Express has been trusted for background checks since 2003, providing fingerprint background checks through state and FBI as well as the most comprehensive name-based criminal history background check reports available – including SCOPE, sex offender registry and terrorist lists.

Fingerprinting Express has been TSA certified processing TSA Pre, TWIC and Hazmat fingerprinting.

We are ready to provide security solutions for Nevada Aero Maintenance to insure a safe and successful working environment at the Aircraft Maintenance Repair and Overhaul (MRO) facility that will be located at McCarran International Airport.

Fingerprinting Express has four stores throughout Nevada open Monday-Saturday. We guarantee our work, have the fastest results available and the lowest rejection rates.

Warm Regards,  
Dave Pappas  
Owner  
Fingerprinting Express

A handwritten signature in black ink, appearing to read 'Dave Pappas'.



**NEVADA AERO MAINTENANCE  
GAINING ALTITUDE**

# McCarran International Airport – Nevada Aero Maintenance Location

McCarran International Airport (IATA: LAS, ICAO: KLAS, FAA LID: LAS) is the primary commercial airport serving the Las Vegas Valley, a major metropolitan area in the U.S. state of Nevada. It is about 5 miles (8.0 km) south of Downtown Las Vegas. The airport is owned by Clark County and operated by the Clark County Department of Aviation.

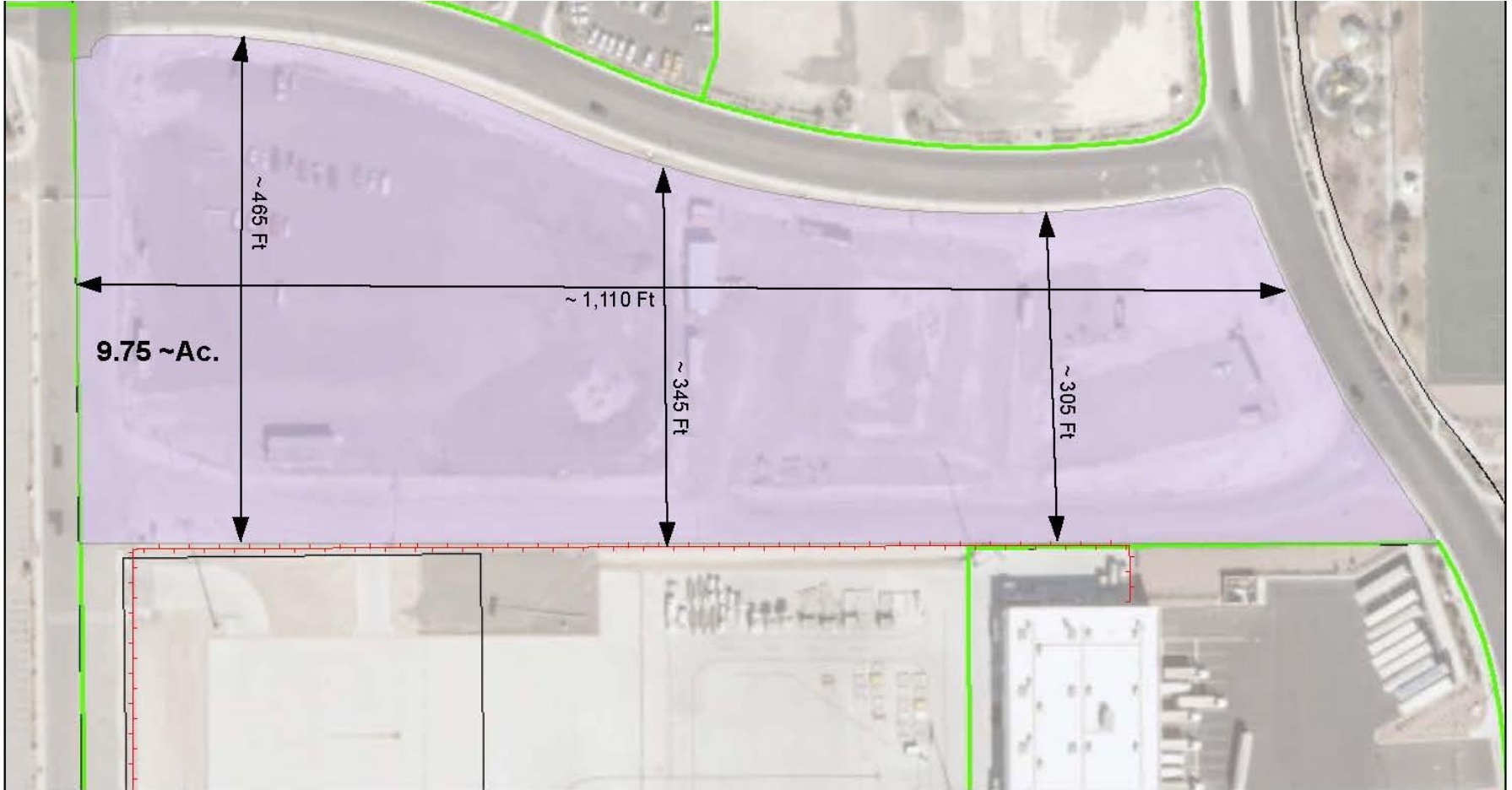
- Average Departures: 461 commercial per day / 3,231 per week / 12,924 Month
- Total Commercial Passenger Departures: 179,819
- Total Commercial Passenger & Cargo Departures: 181,996
- Total Helicopter Departures: 45,738


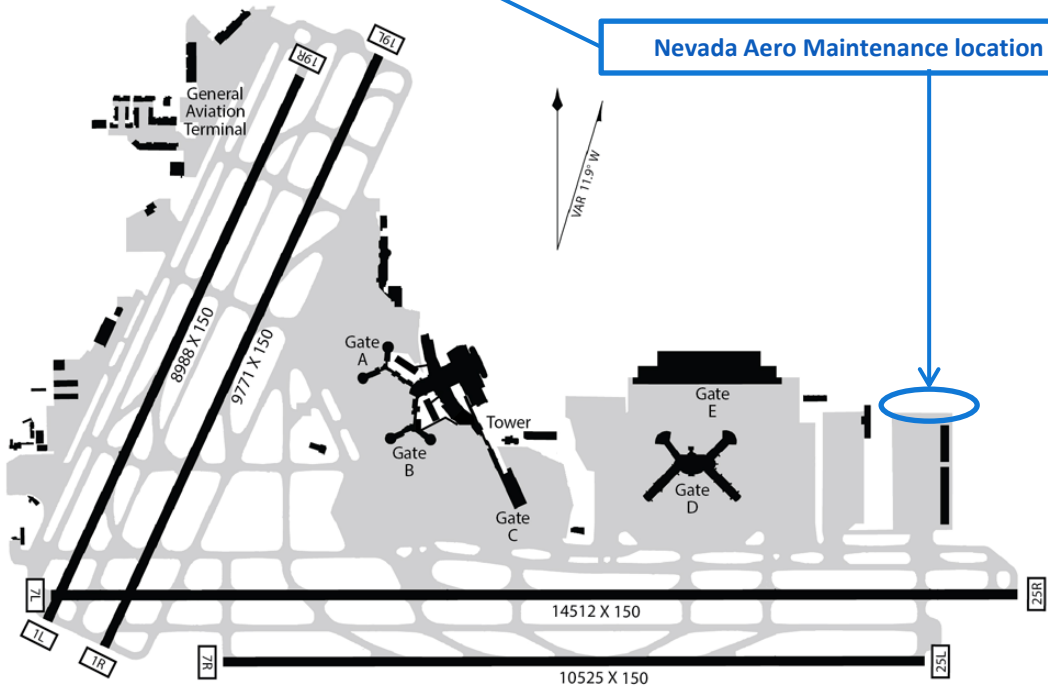
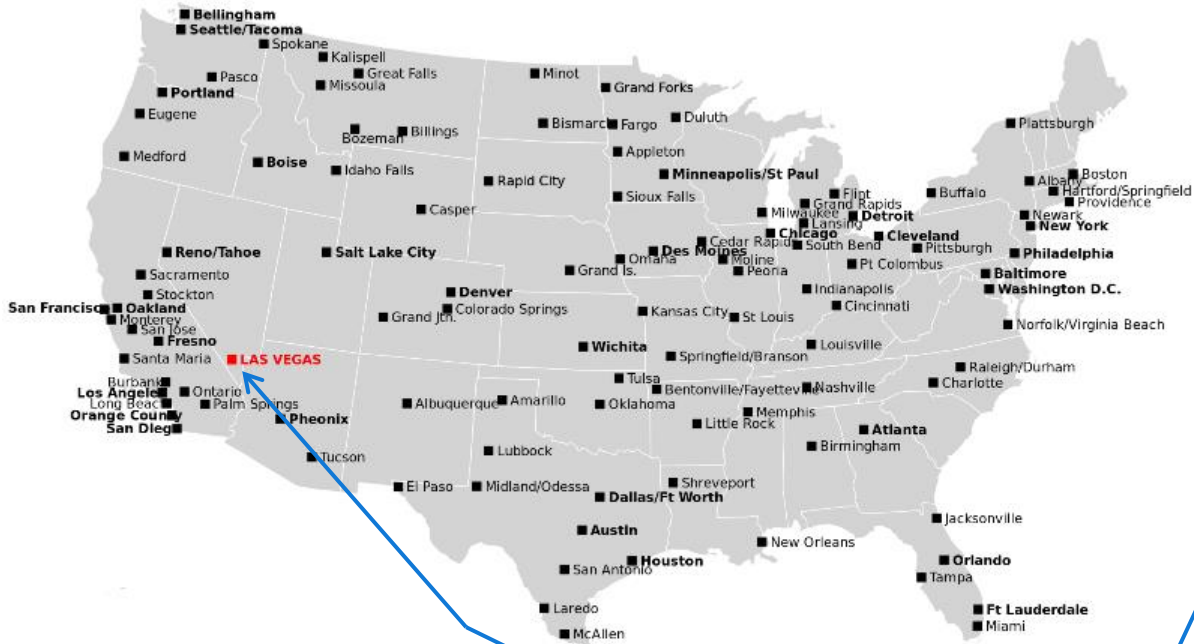
**Average Departures per day by Aircraft manufacture model at McCarran International Airport.**

Total Narrow Body: 431.45							Total Wide Body: 10.98					Total Regional Jet/Com: 19.16				
A318	A319	737	M80	A320	A321	757	767	A330	777	A340	747	CRJ7	E90	EM2	ERJ	Total
0	42.55	255.37	0	79.31	42.66	5.45	3.89	2.63	1.29		1.58	.32	16.96	0.20	1.87	<b>461.60</b>



Nevada Aero Maintenance Lot Size: 9.75 Acres







## McCarran International Airport

- 9<sup>th</sup> Busiest Airport in the USA
- 27<sup>th</sup> Busiest Airport in the world.
- The top ten busiest airports in the USA have aircraft maintenance facilities except McCarran International Airport

Rank USA	Airport name	Location	Traffic Passengers	Aircraft Movements	MRO / Techs Employed	Airline Aircraft #
1	Hartsfield–Atlanta International	Atlanta, Georgia	110,531,300	904,301	Delta Tech Ops/ 9,600	890
2	Los Angeles International Airport	Westchester, California	88,068,013	691,257	United Airlines / 13,000	763
3	Chicago O'Hare International	Chicago, Illinois	84,649,115	919,704	American Airlines / 5,200	957
4	Dallas/Fort Worth International	Coppell, Texas	75,066,956	720,007	American Airlines /5,200	957
5	Denver International Airport	Denver, Colorado	69,015,703	640,098	United Airline / 13,000	763
6	John F. Kennedy International	Queens, New York	62,551,072	456,060	Jet Blue	253
7	San Francisco International Airport	San Mateo, California	57,488,023	458,496	United Airlines / 2.9M Sqf	763
8	Seattle-Tacoma International	SeaTac, Washington	51,829,239	450,487	Delta / Alaska	890 / 330
<b>9</b>	<b>McCarran International Airport</b>	<b>Las Vegas, Nevada</b>	<b>51,537,638</b>	<b>552,962</b>	<b>No Commercial Aircraft Maintenance Facility</b>	
10	Orlando International Airport	Orlando, Florida	50,613,072	578,263	United Airlines / Jet Blue	763/253



## Top 10 Airlines serving McCarran International Airport

Airline	Av. 2019 Daily departures	Total 2019 Departures	Aircraft Type	Airline Fleet Size / On order
Southwest Airlines	205	72,458	737-700 / 737-800	751 / 279
American Airlines	41	14,189	A319/A320/737/757/767/787	957 / 233
Delta Airlines	53	19,370	E90/A319/A320/A321/737/717/757	881 / 311
Spirit Airlines	39	14,216	A319/A320/A321	128 / 149
United Airlines	36	13,204	CRJ700/A319/A320/737/757	773 / 281
Allegiant Airlines	25	8,850	A319/A320	83 / 21
Alaska Airlines	23	8,143	E90/A319/A320/A321/737	330 / 78
Frontier Airlines	20	6,980	A319/A320/A321	83 / 181
Jet Blue	13	4,476	A320/A321	253 / 151
West Jet	9	3,347	737	125 / 54





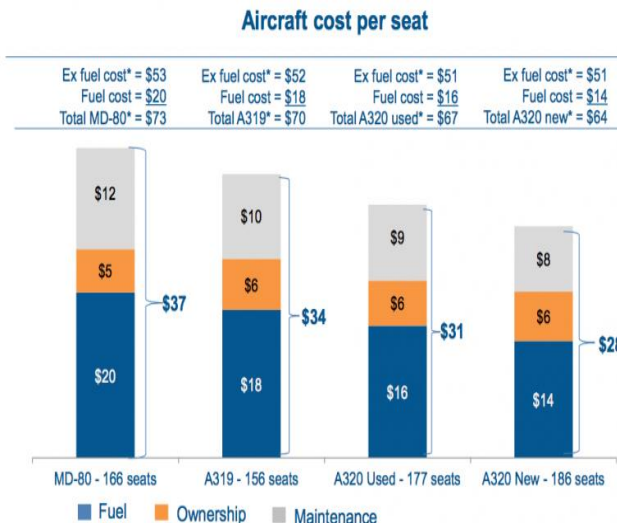
**PASSIONATE PERSISTENCE  
TO RISE ABOVE THE COMPETITION**

# Nevada Based Airlines



Allegiant Air is an American discount airline that operates scheduled and charter flights. As a major air carrier, it is the 9th largest commercial airline in the US. It is wholly owned by Allegiant Travel Company, a publicly traded company with 4,000 employees and over US\$2.6 billion market capitalization. The corporate headquarters are in Summerlin, Nevada, a suburb of Las Vegas.

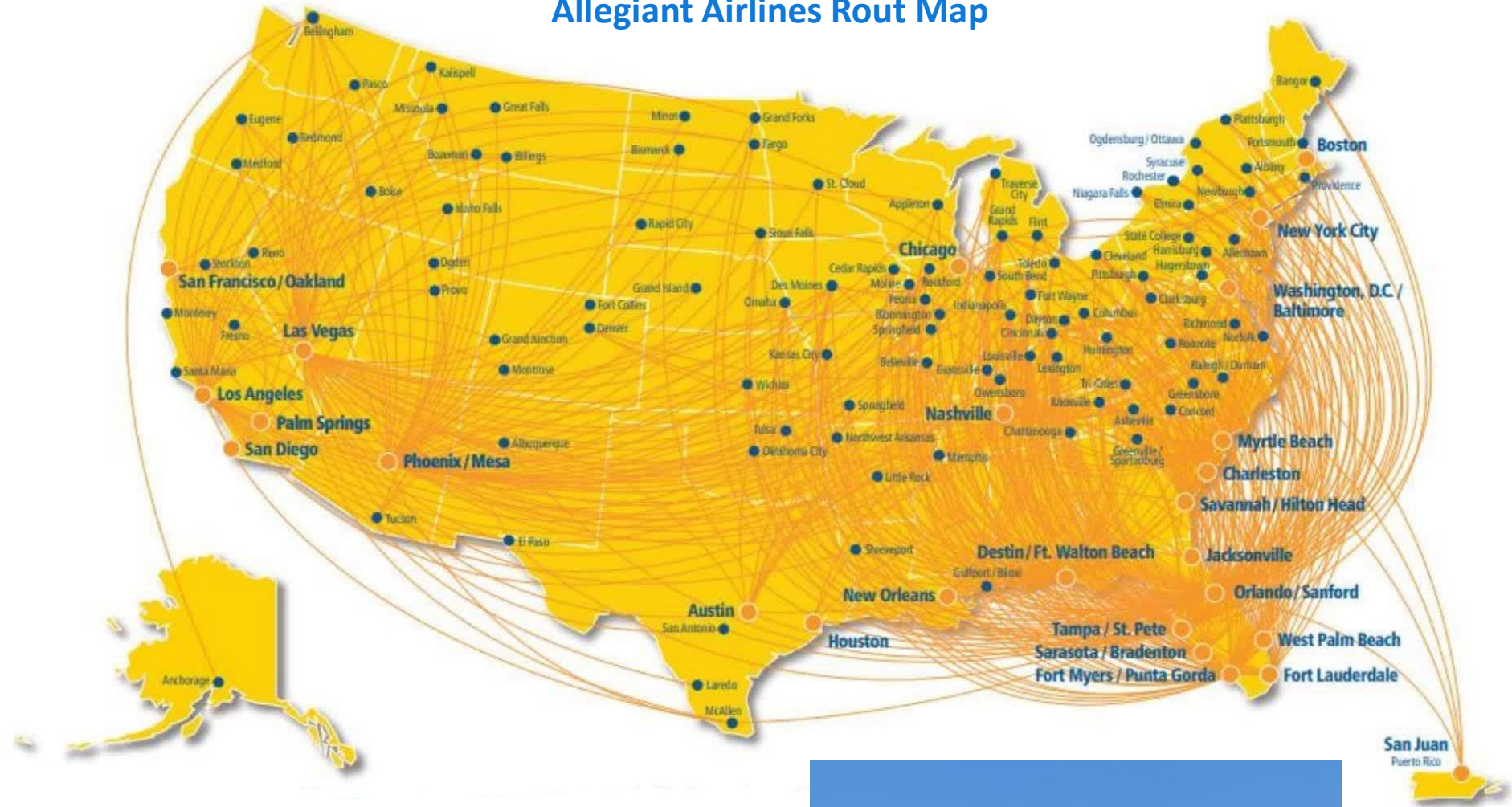
**Total 2019 Las Vegas Departures: 8,850+**  
**Total 2019 Passengers: 15.012 Million**  
**MRO Spending: 91.7M**



IATA G4	ICAO AAY
Founded	1997 (as WestJet Express)
Commenced operations	June 1998
Focus cities	Asheville Bellingham Cincinnati Destin/Fort Walton Beach Fort Lauderdale Indianapolis Knoxville Las Vegas Los Angeles Myrtle Beach (seasonal) Oakland Orlando/Sanford Phoenix/Mesa Pittsburgh Punta Gorda St. Petersburg/Clearwater Grand Rapids (effective June 6, 2019)
Fleet size	114
Destinations	121
Company slogan	<i>Together We Fly</i>
Traded as	NASDAQ: ALGT / S&P Comp.
Headquarters	Summerlin, Nevada, USA
Key people	Maurice J. Gallagher, Jr. (Chairman and CEO)
Revenue	US\$1.841 Billion (FY 2019)
Operating income	US\$364 million (FY 2019)
Net income	US\$232.1 million (FY 2019)
Total assets	US\$2.18 Billion (FY 2019)
Total equity	US\$883.6 million (FY 2019)
Employees	4,000
Website	<a href="http://www.allegiantair.com">www.allegiantair.com</a>

Aircraft	Active	Orders	Passengers
Airbus A319-100	35		156
Airbus A320-200	79	10	177
<b>Total</b>	<b>114</b>	<b>10</b>	

# Allegiant Airlines Rout Map



# Janet Airlines



Janet Airlines a subsidiary of the global defense contractor AECOM based in California with over \$18 Billion in annual revenue (2017), operates a small fleet of passenger aircraft for the United States Air Force. Their aircraft transport military and contractor employees and currently serve mostly the Nevada National Security Site from their terminal at Las Vegas' McCarran International Airport.

Note: Janet Airlines confirmed they are ready to complete an audit on the Nevada Aero Maintenance facility to commence a long term maintenance contract With Nevada Aero Maintenance. Maintenance is Currently be performed at Delta Tech Ops in Atlanta Georgia.



## Current Fleet as of 2019

Model	Registration	MSN	C/N
Boeing 737-66N	N319BD	28649	887
Boeing 737-66N	N869HH	28650	932
Boeing 737-66N	N859WP	28652	938
Boeing 737-66N	N273RH	29890	1276
Boeing 737-66N	N365SR	29891	1294
Boeing 737-66N	N288DP	29892	1305
Beech 1900C	N20RA	UB-42	Unknown
Beech 1900C	N623RA	UC-163	Unknown
Beech King Air B200C	N654BA	BL-54	Unknown
Beech King Air B200C	N661BA	BL-61	Unknown
Beech King Air B200C	N662BA	BL-62	Unknown

Founded	1972
Hubs	McCarran International Airport
Fleet size	11
Destinations	6
Flights per year	4,983 (Average 415 per month)

# Largest Airline Serving Nevada

Southwest Airlines Co. is a major United States airline headquartered in Dallas, Texas, and is the world's largest low-cost carrier operating 751 Boeing 737 Aircraft. The airline was established in 1967, has more than 58,000 employees as of September 2018 and operates more than 4,000 departures a day during peak travel season.



Aircraft	Active	Orders	Passengers
Boeing 737-700	513		143
Boeing 737-800	207		175
Boeing 737 MAX7		30	150
Boeing 737 MAX8	31	249	175
Total	751	279	

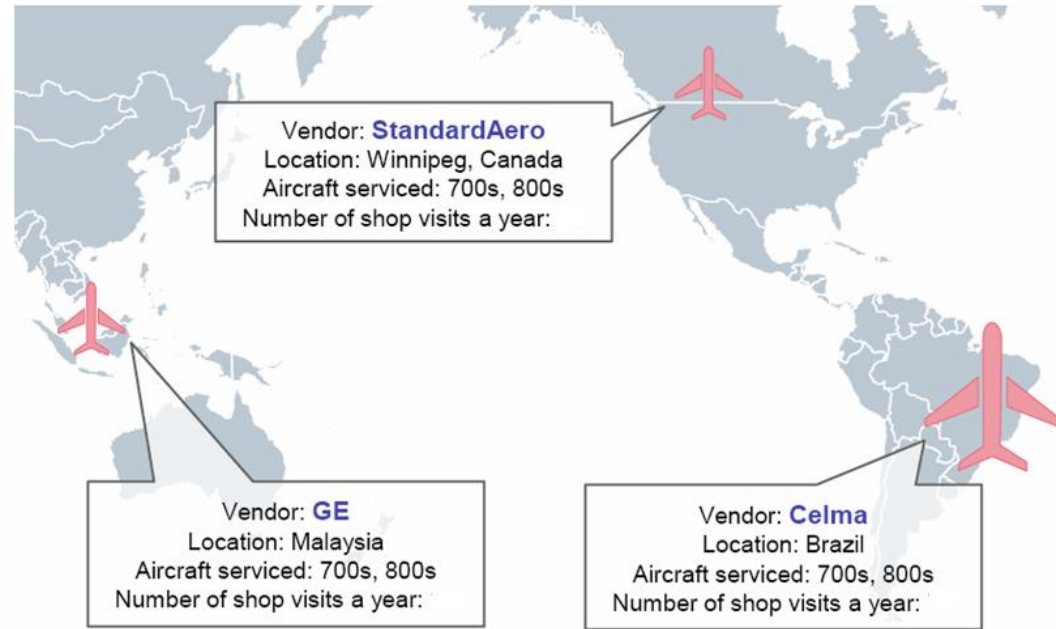
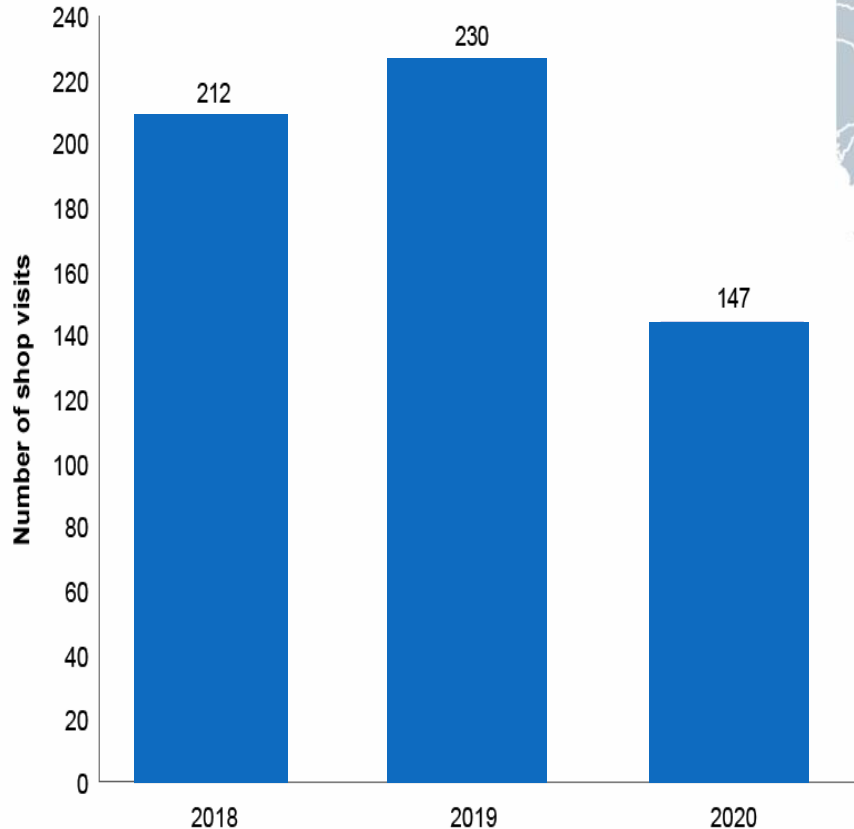
IATA	ICAO
WN	SWA
Founded	March 15, 1967 (as Air Southwest)
Commenced operations	June 18, 1971 (as Southwest Airlines)
AOC #	SWAA304A
Operating bases	<ul style="list-style-type: none"> <li>•Atlanta</li> <li>•Baltimore</li> <li>•Chicago–Midway</li> <li>•Dallas–Love</li> <li>•Denver</li> <li>•Houston–Hobby</li> <li>•<b>Las Vegas</b></li> <li>•Los Angeles</li> <li>•Oakland</li> <li>•Orlando</li> <li>•Phoenix–Sky Harbor</li> </ul>
Fleet size	751
Destinations	99
Traded as	<ul style="list-style-type: none"> <li>•NYSE: LUV</li> <li>•DJTA component</li> <li>•S&amp;P 500 component</li> </ul>
Headquarters	Dallas, Texas, U.S.
Key people	<ul style="list-style-type: none"> <li>•Tom Nealon (President)</li> <li>•Mike Van de Ven (Chief Operating Officer)</li> </ul>
Revenue	US\$ 21.171 billion (2017)
Operating income	US\$ 3.515 billion (2017)
Net income	US\$ 3.488 billion (2017)
Total assets	US\$ 25.110 billion (2017)
Total equity	US\$ 10.430 billion (2017)
Employees	~57,674 (2018)
Website	<a href="http://www.southwest.com">www.southwest.com</a>

With over 72,458 Las Vegas departures in 2018, Southwest Airlines will be a large line maintenance, engine and airframe MRO customer for Nevada Aero Maintenance.

Southwest maintenance spending surpassed \$1 Billion dollars in 2018.






Number of Boeing CFM56-7 Engine Shop Visits per year



As per the Southwest Powerplant Maintenance Strategy report, 212 Engines were overhauled in 2018.

GE Celma of Brazil is responsible for over 70% of the CFM56-7 shop visits while GE of Malaysia and Standard Aero of Canada make up the remaining 30%

As per the Southwest Powerplant Maintenance Strategy report, Southwest is exploring alternative approaches in the engine MRO market.

Initiatives	OEM	MRO	Southwest
Description	<p><b><i>Push aircraft OEM to certify additional engine and additional repair facilities</i></b></p>	<p><b><i>Explore potential new MRO providers</i></b></p>	<p><b><i>Assess alternatives to current market structure</i></b></p>
Advantages	<ul style="list-style-type: none"> <li>• Gain leverage in initial sourcing process</li> <li>• Reduce maintenance cost in early contract years</li> </ul>	<ul style="list-style-type: none"> <li>• Support development of the aftermarket</li> <li>• Create leverage with OEM</li> <li>• Explore JV opportunity</li> </ul>	<ul style="list-style-type: none"> <li>• Leverage full weight of Southwest scale</li> <li>• Disrupt the OEM dominated aftermarket</li> </ul>
Existing & potential vendors			



## Nellis Air Force Base Clark County Nevada

Nellis Air Force Base is a United States Air Force installation in southern Nevada with military schools and more squadrons than any other USAF base. Nellis AFB has over 10,000 personnel (military, federal civil service, and contractors) assigned. Nellis AFB has a combined operations and maintenance budget totaling more than \$550 million annually. Nellis AFB and nearby Creech AFB have combined base expenditures exceeding \$3.4 billion annually.

### Contract Example:

2016-2020, M1 Support Services of Denton, Texas, was awarded contracts valued at \$500+ Million to support Maintenance Backshop operations and maintenance services for Nellis Aircraft. Work will be performed at Nellis Air Force Base and is expected to be complete by Dec. 31, 2020. Contractor provides services to perform safe and reliable maintenance for A-10, F-15, F-16, F/A-22 and F-35 aircraft located at Nellis Air Force Base, Nevada, as well as limited backshop maintenance support for 15 HH-60 helicopters based at Nellis Air Force Base but assigned to the 23rd Wing at Moody Air Force Base, and for the 11 F-16 aircraft assigned to the Air Force Aerial Demonstration Squadron (Thunderbirds).

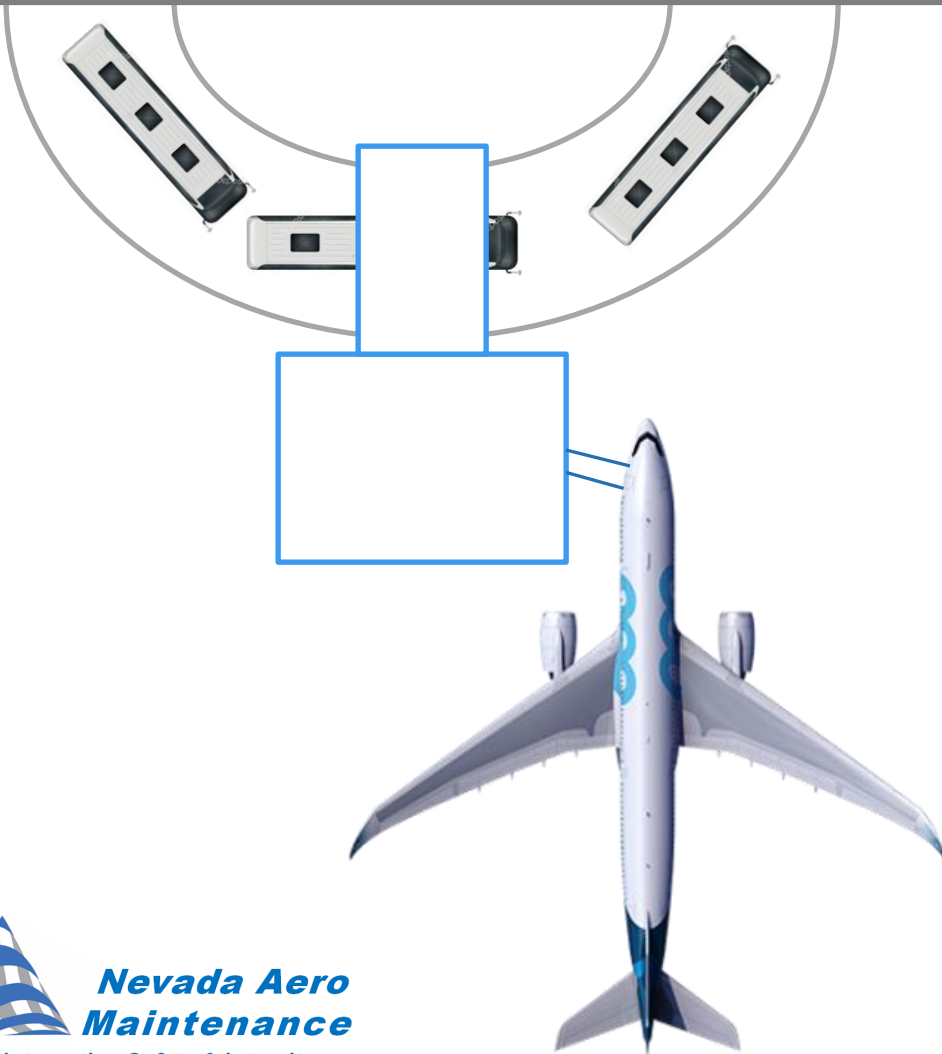


**U.S. AIR FORCE**





The Nevada Aero Maintenance large Aircraft FBO terminal provides a secure location for JPATS personnel and prisoners.



Current JPATS prisoner transport options



# MONITORING HORIZONS PREPARED FOR OPPORTUNITIES



# Airline Industry

## Microeconomic Environment Summary

Airline profitability globally has been elevated to records levels with net profits surpassing 33 Billion for four consecutive years. 2019 Profits are expected to surpass \$35.5 Billion.

System-wide global commercial airlines	2013	2014	2015	2016	2017	2018E	2019F
<b>REVENUES, \$ billion</b>	<b>720</b>	<b>767</b>	<b>721</b>	<b>709</b>	<b>755</b>	<b>821</b>	<b>885</b>
% change	2.1	6.5	-6.1	-1.6	6.5	8.7	7.7
Passenger, \$ billion	537	538	509	498	534	564	606
Cargo, \$ billion	92.1	92.9	83.8	80.8	95.9	109.8	116.1
Traffic volumes							
Passenger growth, rpk, %	5.8	6.3	6.9	7.5	8.0	6.5	6.0
Sched passenger numbers, millions	3,143	3,326	3,565	3,815	4,093	4,343	4,588
Cargo growth, ftk+mtk, %	1.8	5.8	2.3	3.6	9.7	4.1	3.7
Freight tonnes, millions	51.7	54.0	54.8	57.0	61.5	63.7	65.9
World economic growth, %	2.5	2.7	2.7	2.5	3.2	3.2	3.1
Passenger yield, %	-3.9	-5.5	-11.9	-8.8	-0.8	-0.9	1.4
Cargo yield %	-4.8	-4.7	-11.9	-6.9	8.1	10.0	2.0
<b>EXPENSES, \$ billion</b>	<b>695</b>	<b>731</b>	<b>659</b>	<b>649</b>	<b>697</b>	<b>765</b>	<b>825</b>
% change	1.1	5.3	-10.0	-1.5	7.5	9.8	7.8
Fuel, \$ billion	230	224	174	135	149	180	200
% of expenses	33.2	30.6	26.4	20.8	21.4	23.5	24.2
Crude oil price, Brent, \$/b	108.8	99.9	53.9	44.6	54.9	73.0	65.0
Jet kerosene price, \$/b	124.5	114.8	66.7	52.1	66.7	87.6	81.3
Fuel consumption, billion gallons	74	77	81	85	90	94	97
CO2 emissions, million tonnes	710	733	770	811	859	895	927
Non-fuel, \$ billion	464	507	485	514	548	586	625
cents per atk (non-fuel unit cost)	41.6	43.1	38.7	38.6	38.8	39.2	39.7
% change	-3.2	3.7	-10.2	-0.4	0.5	1.0	1.5
Capacity growth, atk, %	4.5	5.4	6.3	6.4	6.1	5.8	5.1
Flights, million	32.0	33.0	34.0	35.2	36.4	38.1	39.8
Break-even weight load factor, %	65.2	64.8	61.9	62.0	63.9	64.6	64.8
Weight load factor achieved, %	67.6	67.9	67.7	67.7	69.2	69.3	69.5
Passenger load factor achieved, %	79.6	79.8	80.4	80.5	81.5	81.9	82.1
<b>OPERATING PROFIT, \$ billion</b>	<b>25.3</b>	<b>35.5</b>	<b>62.0</b>	<b>60.1</b>	<b>57.8</b>	<b>55.8</b>	<b>59.8</b>
% margin	3.5	4.6	8.6	8.5	7.7	6.8	6.8
<b>NET PROFIT, \$ billion</b>	<b>10.7</b>	<b>13.8</b>	<b>36.0</b>	<b>34.2</b>	<b>37.7</b>	<b>32.3</b>	<b>35.5</b>
% margin	1.5	1.8	5.0	4.8	5.0	3.9	4.0
per departing passenger, \$	3.4	4.2	10.1	9.0	9.2	7.4	7.7
<b>RETURN ON INVESTED CAPITAL, %</b>	<b>4.8</b>	<b>5.9</b>	<b>9.7</b>	<b>9.7</b>	<b>9.2</b>	<b>8.6</b>	<b>8.6</b>



# Airlines based in North America continue to generate the majority of the global net profits


## System-wide global commercial airlines

### EBIT margin, % revenues

### Net profit, \$ billion

	2013	2014	2015	2016	2017	2018E	2019F	2013	2014	2015	2016	2017	2018E	2019F
Global	3.5%	4.6%	8.6%	8.5%	7.7%	6.8%	6.8%	10.7	13.8	36.0	34.2	37.7	32.3	35.5
Regions														
North America	6.8%	9.1%	14.4%	13.7%	11.0%	9.8%	10.0%	7.4	11.1	21.7	17.0	18.7	14.7	16.6
Europe	2.0%	3.1%	5.5%	6.1%	6.9%	6.0%	5.6%	1.0	1.9	7.1	8.5	8.2	7.5	7.4
Asia-Pacific	2.9%	2.4%	6.9%	7.4%	6.7%	6.1%	6.1%	2.3	0.5	7.5	7.4	9.9	9.6	10.4
Middle East	0.9%	3.0%	6.3%	2.2%	1.5%	1.2%	1.4%	0.3	1.1	2.1	1.3	0.7	0.6	0.8
Latin America	2.2%	5.0%	5.0%	5.6%	6.9%	5.6%	5.7%	0.2	0.1	-1.6	0.4	0.5	0.4	0.7
Africa	-0.5%	-2.7%	-2.1%	1.1%	0.8%	0.6%	0.6%	-0.5	-0.9	-0.8	-0.4	-0.3	-0.4	-0.3



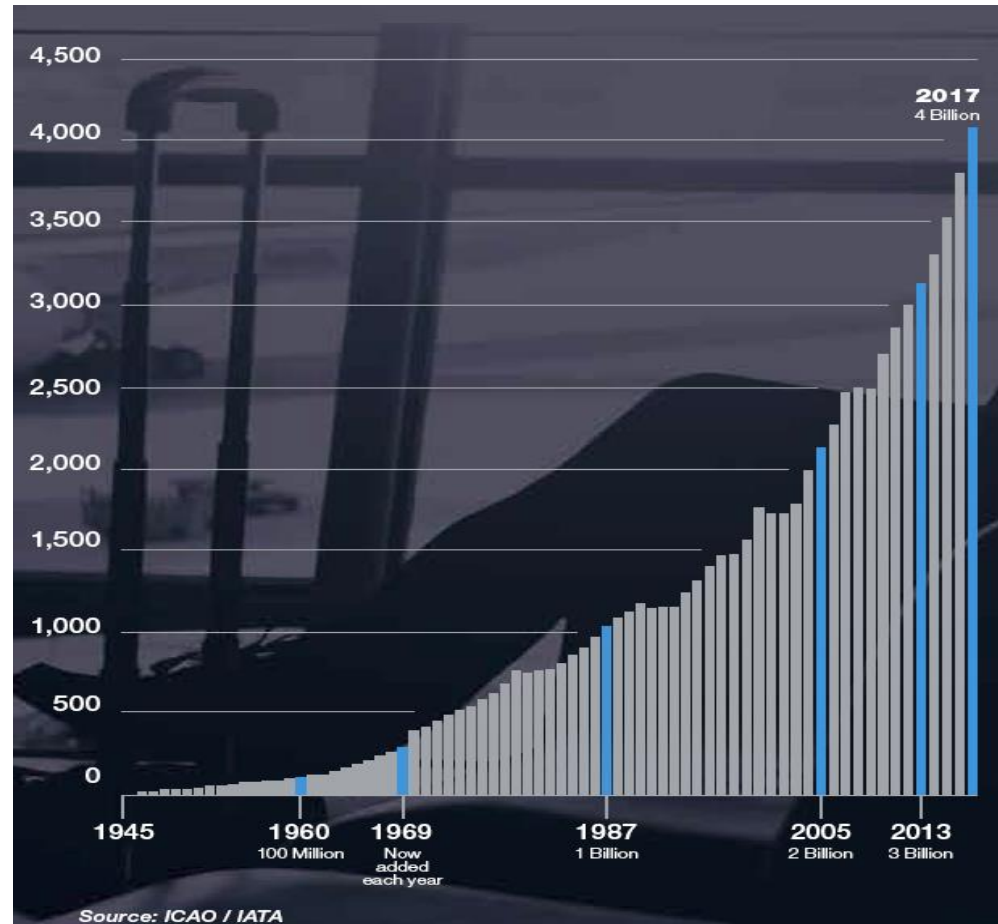
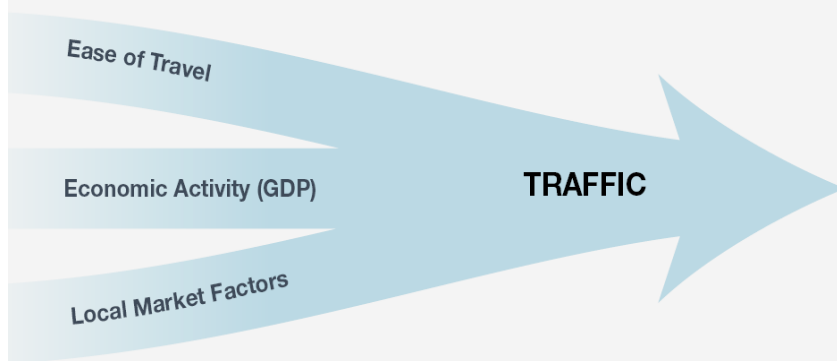
A photograph taken from the perspective of a pilot in the cockpit of an airplane. The view is looking out through the windshield at a sunset over a large body of water, likely a bay or a wide river. The sky is a mix of deep blue and orange, with the sun low on the horizon. The water reflects the colors of the sky. In the distance, there are dark silhouettes of land and some lights. The cockpit instruments and controls are visible in the foreground, including several digital displays showing flight data and weather information. The overall mood is serene and professional.

**POSITIVE APPROACH  
PROMISES PROLIFIC RESULTS**

# Air Travel Growth

Air travel has proven to be a resilient market, and robust growth is expected to continue in the future. As the industry has evolved from its infancy in the 1940s through the dawn of the jet age, the number of passengers traveling annually has grown from about 100 million in 1960 to just over 1 billion in 1987. It took 18 years to double to 2 billion passengers, only 7 more years to grow to 3 billion and surpassed 4.350 billion in 2018. The upward trajectory is expected to continue, especially in the regions such as China, India, and Southeast Asia as these economies expand and more people choose air travels.

## What Drives Air Travel Growth





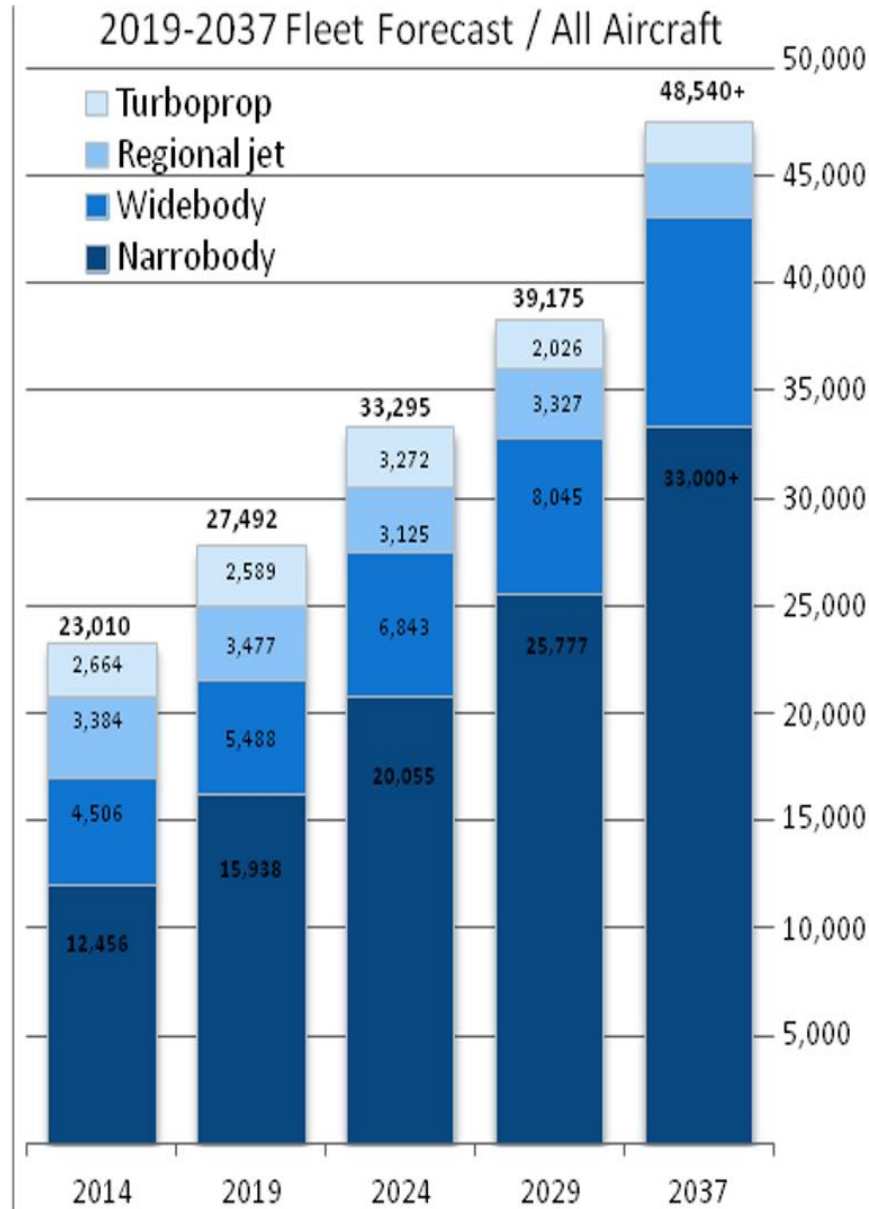
# Aircraft Demand & Growth Forecast

As of 2019, there are approximately 27,492 active civil transportation aircraft around the globe.

The global turbine-powered air transportation fleet is expected to grow to an astonishing 32,906 aircraft by 2024 and upwards to 48,540 by 2037, a 6.1 trillion dollar market value.

Narrow bodied aircraft being the majority of the market requirement. 58% in 2019 to 66% by 2029

Of the 27,492 aircraft flying around the globe daily, nearly one-third of this fleet is based in North and South America, with 25% of the fleet located in Western and Eastern Europe.



# The Boeing Company 2018-2037 Fleet Forecast Report



## COMMERCIAL MARKET OUTLOOK

2018-2037

**42,730**  
DELIVERIES

**\$6.3 Trillion**  
MARKET VALUE

**4.7%**  
TRAFFIC GROWTH

**3.5%**  
FLEET GROWTH



Regional Jet  
**2,320 Deliveries**  
\$110 Billion



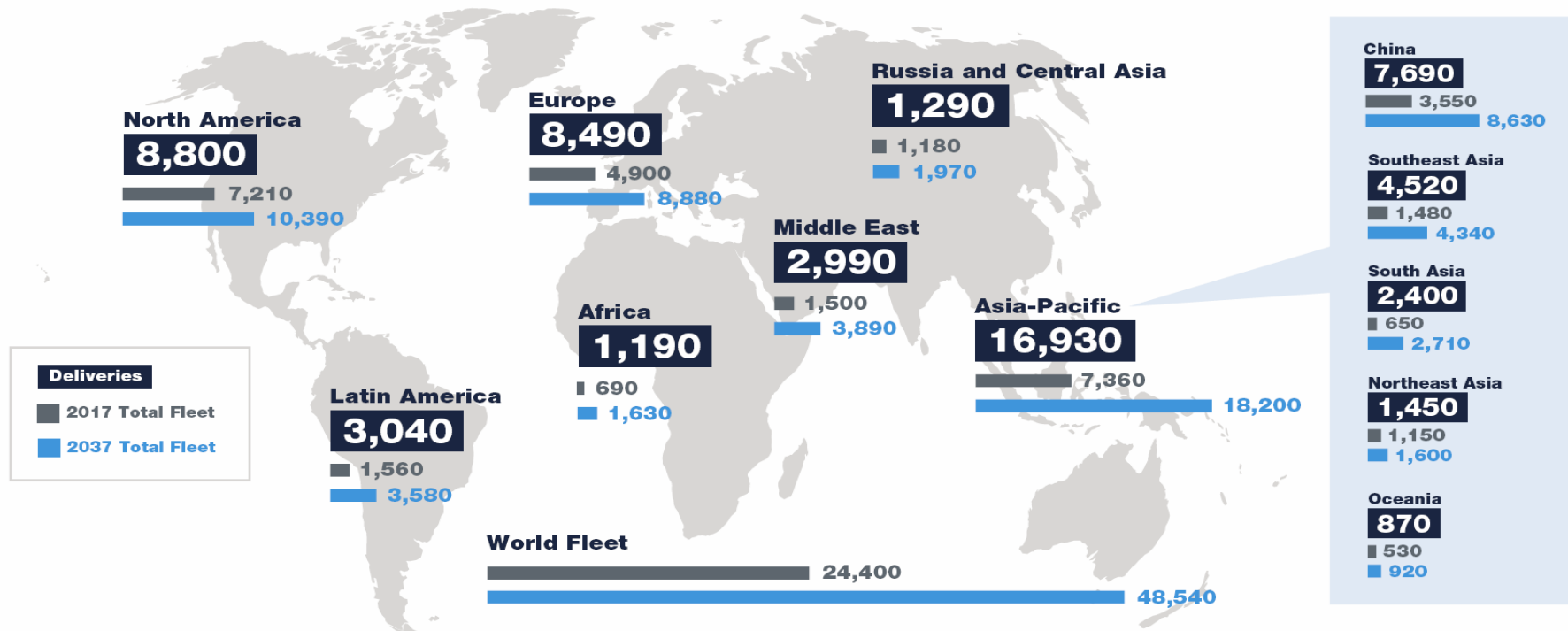
Single Aisle  
**31,360 Deliveries**  
\$3,480 Billion



Widebody  
**8,070 Deliveries**  
\$2,480 Billion



Freighter  
**980 Deliveries**  
\$280 Billion



# 2019-2029 Fleet Forecast Report By Region / All Aircraft Size

Region	Africa	Middle East	Asia Pacific	China	India	Latin America	North America	Eastern Europe	Western Europe	Total World
<b>Market growth rates</b>										
World economy (GDP)	3.9%	4.8%	4.4%	5.9%	1.2%	2.4%	2.0%	1.7%	3.0%	<b>2.8%</b>
Airline traffic (RPK)	5.7%	6.2%	5.9%	7.8%	2.0%	4.0%	3.1%	3.8%	5.9%	<b>4.7%</b>
<b>Fleet Growth Rates</b>										
2019-2024	1.5%	5.0%	4.9%	9.6%	12.1%	2.7%	1.3%	2.6%	2.7%	<b>3.9%</b>
2024-2029	1.8%	4.4%	3.4%	6.2%	7.7%	3.4%	1.6%	1.7%	2.3%	<b>3.3%</b>
2019-2029	1.6%	4.7%	4.2%	7.9%	7.9%	3.0%	1.4%	2.1%	2.5%	<b>3.6%</b>
<b>2019 Fleet</b>										
Narrowbody	460	564	2,152	2,819	460	1,085	4,208	896	3,294	<b>15,938</b>
Widebody	179	781	1,383	414	67	177	1,277	153	1,057	<b>5,488</b>
Regional Jet	159	66	220	143	4	273	1,905	241	466	<b>3,477</b>
Turbo Prop	327	29	655	-	73	239	643	124	502	<b>2,589</b>
<b>Total</b>	<b>1,125</b>	<b>1,440</b>	<b>4,410</b>	<b>3,376</b>	<b>604</b>	<b>1,771</b>	<b>8,033</b>	<b>1,414</b>	<b>5,319</b>	<b>27,492</b>
<b>2029 Fleet Forecast</b>										
Narrowbody	749	906	3,803	6,146	1,117	1,582	5,493	1,169	4,752	<b>25,777</b>
Widebody	340	1,278	1,817	780	149	364	1,694	240	1,383	<b>8,045</b>
Regional Jet	73	47	415	261	13	277	1,624	252	365	<b>3,327</b>
Turbo Prop	163	46	594	22	208	164	436	82	311	<b>2,026</b>
<b>Total</b>	<b>1,325</b>	<b>2,277</b>	<b>6,629</b>	<b>7,209</b>	<b>1,547</b>	<b>2,387</b>	<b>9,247</b>	<b>1,743</b>	<b>6,811</b>	<b>39,175</b>



# Global Aircraft Maintenance Industry Data

The commercial aircraft MRO market is valued to be around \$82 billion in 2019.

Between 2019 and 2024, the MRO market will grow to \$96.9 billion in spending per year.

By the beginning of 2029, MRO spending is expected to total \$116 billion per year.



US Dollars (Billions)

140

120

100

80

60

40

20

0

Maintenance Type

Line

Component

Engine

Airframe

CAGR

2019-2024

↑ 3.4%

↑ 4.2%

↑ 4.6%

↑ 3.6%

↑ 1.7%

CAGR

2024-2029

↑ 3.7%

↑ 3.5%

↑ 4.1%

↑ 4.6%

↑ 1.7%

CAGR

2019-2029

↑ 3.5%

↑ 3.9%

↑ 4.3%

↑ 4.1%

↑ 1.7%

2019

2024

2029

Globally, MRO spend related to narrowbody and widebody aircraft is expected to account for \$73.6 billion of the \$81.9 billion MRO market total; regional jets and turboprops compose the rest at \$8.3 billion. In 2019, narrowbodies are expected to make up 58 percent of the global fleet and 48 percent of MRO market share. Industry leading forecasts predict a significant shift in MRO spend away from regional jets and turboprops and toward narrowbody aircraft over the next 10 years. Over the 10 year forecast period, narrowbody MRO spend per year will increase \$24.2 billion, from \$39.1 billion in 2019 to \$63.3 billion by 2029.



### Global MRO Market Forecast by Aircraft Class, 2019-2029

US Dollars (Billions)

140

120

100

80

60

40

20

0

Aircraft Type

Turboprop

Regional Jet

Widebody

Narrowbody

CAGR

2019-2024

↑ 3.4%

↓ -2.6%

↓ -1.3%

↑ 3.3%

↑ 4.5%

CAGR

2024-2029

↑ 3.7%

↓ -1.4%

↑ 2.2%

↑ 1.9%

↑ 5.4%

CAGR

2019-2029

↑ 3.5%

↓ -2.0%

↑ .04%

↑ 2.6%

↑ 4.9%

2019

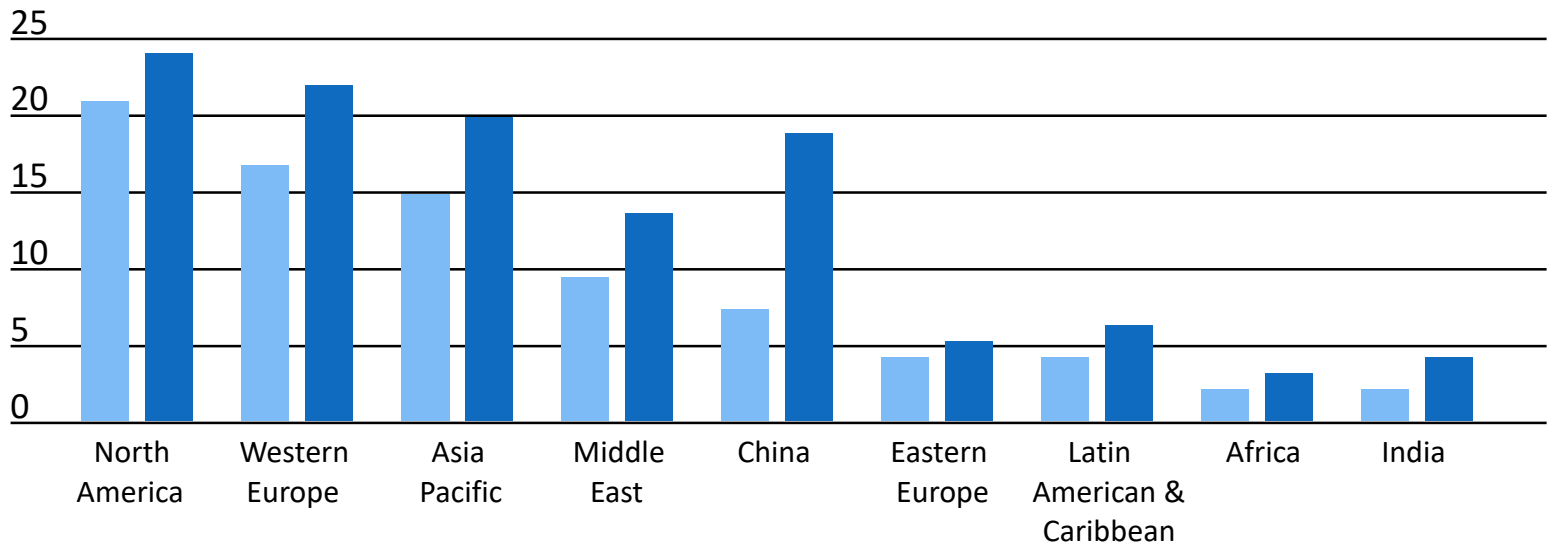
2024

2029

North American MRO spending will continue to be the highest globally, rising from \$20.5 billion in 2019 to \$21.6 billion in 2024, before accelerating slightly in the next five years. It is expected to reach \$24.5 billion by 2029. Growth over the entire 10-year forecast period will average 1.8 percent annually.

### Total MRO Spending by Region, 2019 Versus 2029


US Dollars (Billions)



# USA MRO Employment & Economic Impact

The US civil aviation maintenance industry employs nearly 279,000 workers and generates \$47 billion in economic activity. The MRO segment accounts for 76 percent of these employees with more than 212,000 workers. Companies that are certificated by the FAA under part 145 are the largest employers with just under 185,000 employees. The remaining 27,000 MRO workers are employed by air carriers involved in civil aviation. Parts manufacturing and distribution, accounts for the remaining 24 percent of employment with close to 67,000 employees. Despite employing three-quarters of workers, MRO accounts for 52 percent of the economic activity or \$24.2 billion while the 24 percent working in parts manufacturing and distribution generate 48 percent or \$22.7 billion.

## 2019 US Civil Aviation Employment & Economic Impact

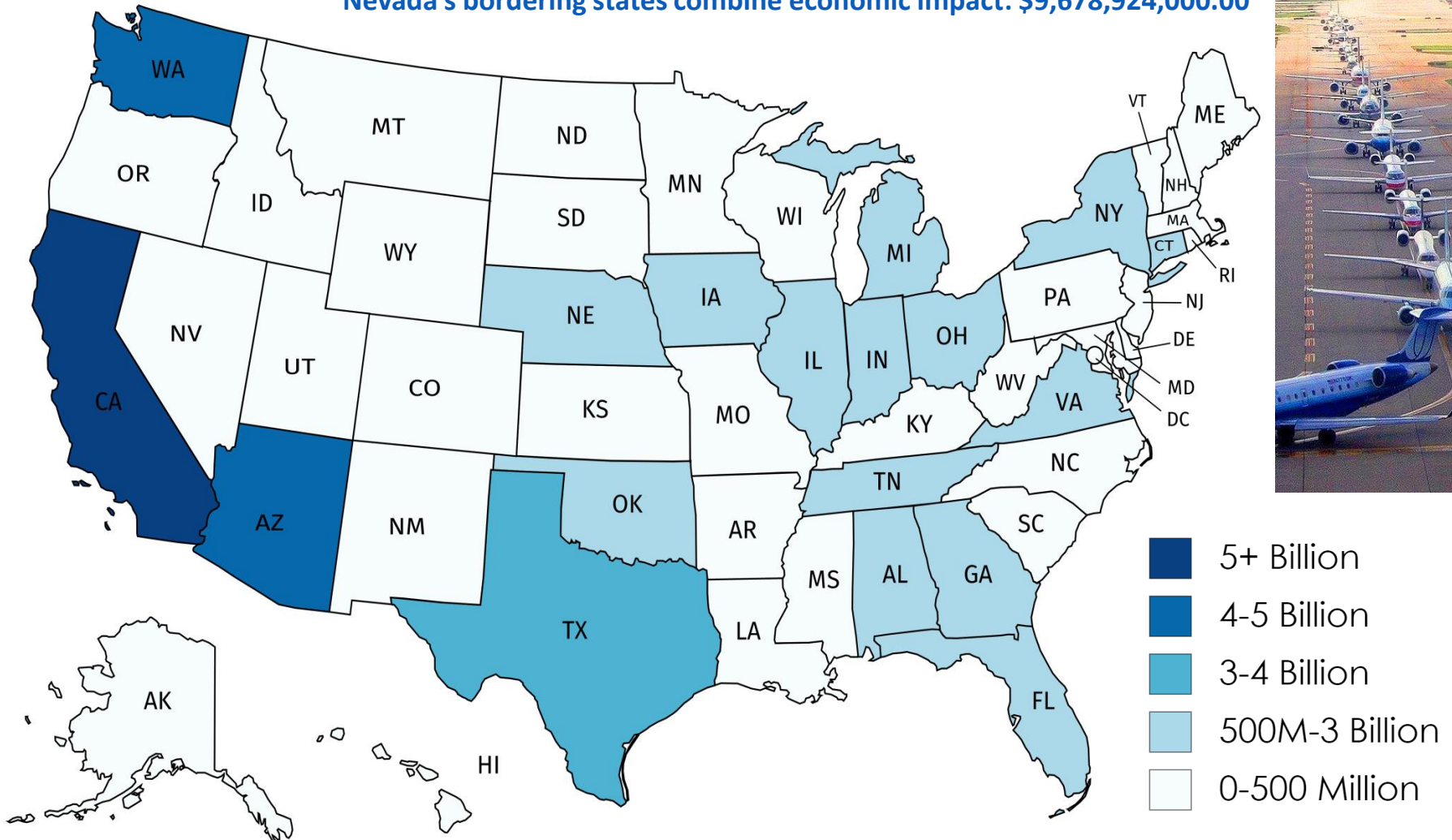


## 2019 US Civil Aviation MRO Economic Impact by State

The US civil aviation maintenance industry generates \$47 billion in economic activity. California's \$5 Billion and Washington States \$4.1 Billion generate the most economic activity followed by Arizona (\$4.1B), Texas (\$3.4B), Connecticut (\$2.9B), and Florida (\$2.6B); together, these six states generate over 48% of the total economic activity in the USA.

Nevada ranks 24th with only \$185,868,000.00

Nevada's bordering states combine economic impact: \$9,678,924,000.00



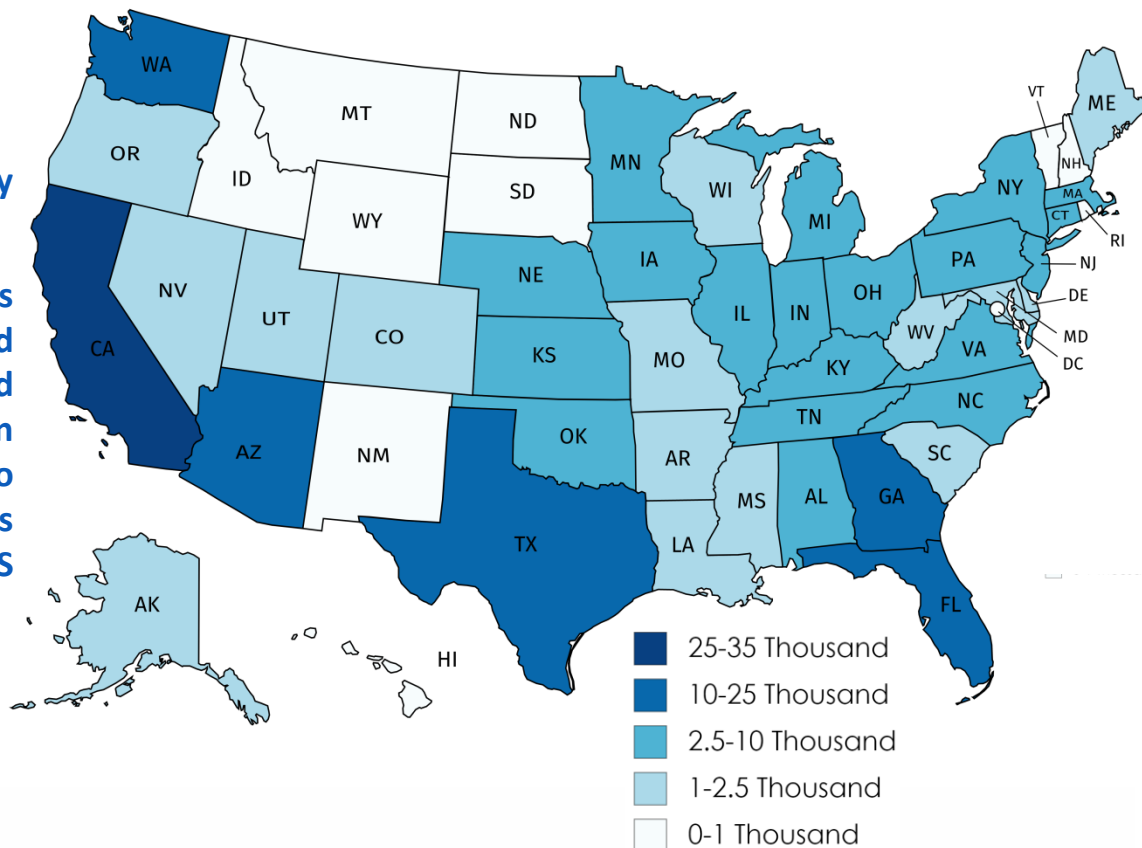


## 2019 US Civil Aviation Employment numbers by State

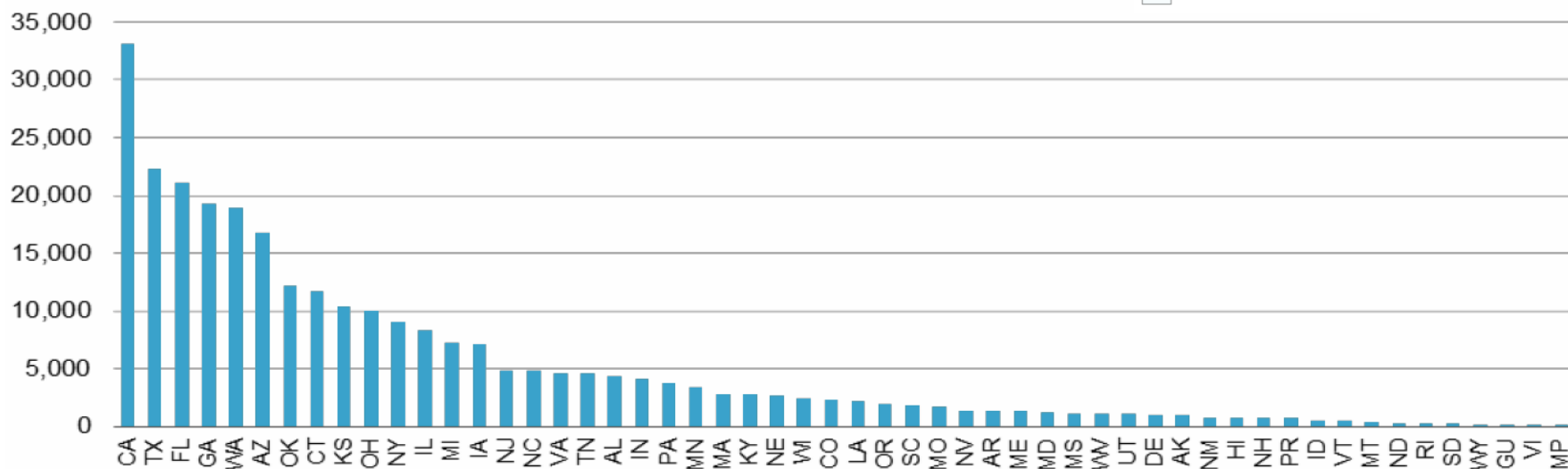
The US civil aviation maintenance industry employs nearly 279,000 workers.

At the state level, the FAA estimates California, Texas, Florida, Georgia and Washington represent just over a combined 41 percent of the total US civil aviation maintenance employment with close to 115,000 employees; the top ten states represent 63 percent of total US employment.

Nevada ranks 23rd with only 1,403 employed.

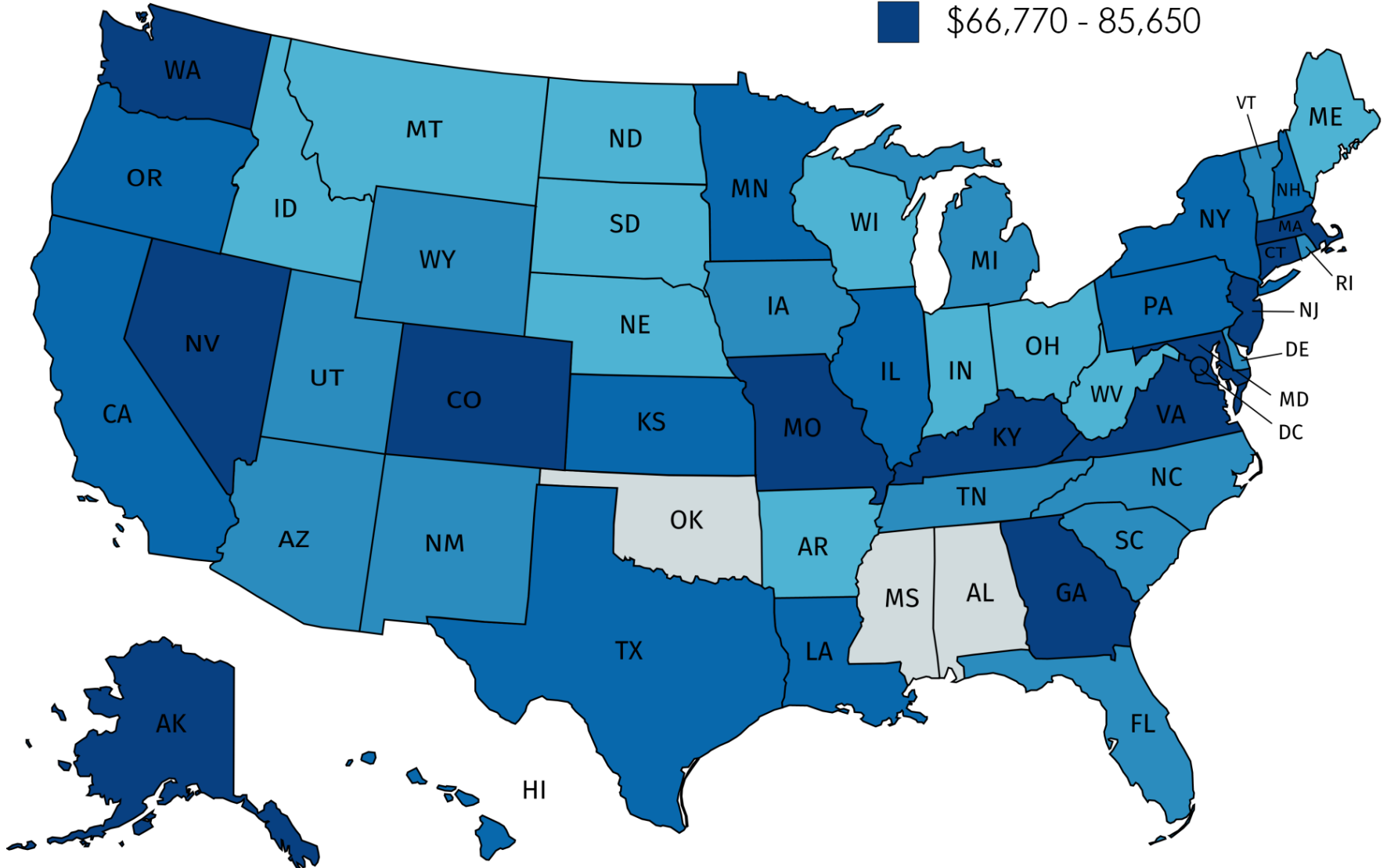
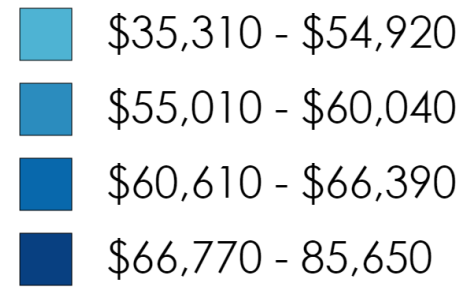


### NUMBER OF EMPLOYEES



Aviation Maintenance Industry Employment					Aviation Maintenance Industry Economic Activity		
State	Maintenance, Repair and Overhaul (MRO)		Parts Manufacturing/ Distribution	Total Employment	Maintenance, Repair and Overhaul (MRO)	Parts Manufacturing/ Distribution	Total Economic Activity
	FAA Repair Station	Air Carrier					
AK	467	551	9	1,027	\$115,999	\$3,060	\$119,060
AL	4,271	5	27	4,303	\$487,243	\$9,181	\$496,424
AR	1,269	50	60	1,379	\$150,298	\$20,402	\$170,699
AZ	6,147	783	9,809	16,739	\$789,662	\$3,335,321	\$4,124,983
CA	24,944	2,793	5,439	33,176	\$3,160,583	\$1,849,405	\$5,009,988
CO	1,421	827	15	2,263	\$256,156	\$5,100	\$261,256
CT	4,710	-	6,997	11,707	\$536,696	\$2,379,166	\$2,915,863
DE	946	-	82	1,028	\$107,795	\$27,882	\$135,677
FL	17,878	2,199	967	21,044	\$2,287,740	\$328,806	\$2,616,545
GA	16,774	1,132	1,420	19,326	\$2,040,358	\$482,838	\$2,523,196
GU	17	34	-	51	\$5,811	-	\$5,811
HI	205	578	8	791	\$89,222	\$2,720	\$91,942
IA	2,715	4	4,399	7,118	\$309,825	\$1,495,777	\$1,805,603
ID	485	18	33	536	\$57,316	\$11,221	\$68,537
IL	3,871	3,002	1,427	8,300	\$783,167	\$485,218	\$1,268,385
IN	2,572	412	1,153	4,137	\$340,022	\$392,051	\$732,072
KS	5,408	142	4,883	10,433	\$632,413	\$1,660,350	\$2,292,763
KY	823	1,942	44	2,809	\$315,067	\$14,961	\$330,028
LA	1,837	139	185	2,161	\$225,162	\$62,905	\$288,067
MA	2,105	478	266	2,849	\$294,328	\$90,447	\$384,775
MD	430	181	587	1,198	\$69,622	\$199,596	\$269,218
ME	1,217	-	128	1,345	\$138,675	\$43,523	\$182,198
MI	4,208	474	2,506	7,188	\$533,506	\$852,107	\$1,385,613
MN	2,616	433	356	3,405	\$347,428	\$121,049	\$468,478
MO	1,446	253	22	1,721	\$193,598	\$7,481	\$201,079
MP	7	-	-	7	\$798	-	\$798
MS	1,010	-	138	1,148	\$115,088	\$46,924	\$162,011
MT	405	-	18	423	\$46,149	\$6,120	\$52,270
NC	3,655	832	381	4,868	\$511,286	\$129,550	\$640,836
ND	201	-	98	299	\$22,904	\$33,323	\$56,226
NE	1,404	-	1,284	2,688	\$159,983	\$436,594	\$596,578
NH	750	-	33	783	\$85,461	\$11,221	\$96,682
NJ	3,854	598	445	4,897	\$507,298	\$151,312	\$658,610
NM	743	6	47	796	\$85,347	\$15,981	\$101,329
NV	664	624	115	1,403	\$146,765	\$39,103	\$185,868
NY	5,176	1,206	2,716	9,098	\$727,218	\$923,512	\$1,650,730
OH	6,686	184	3,142	10,012	\$782,825	\$1,068,364	\$1,851,188
OK	11,455	188	518	12,161	\$1,326,700	\$176,134	\$1,502,834
OR	1,569	246	115	1,930	\$206,816	\$39,103	\$245,919
PA	2,706	978	113	3,797	\$419,785	\$38,423	\$458,208
PR	655	45	-	700	\$79,764	-	\$79,764
RI	249	-	44	293	\$28,373	\$14,961	\$43,334
SC	1,758	36	10	1,804	\$204,423	\$3,400	\$207,823
SD	67	-	168	235	\$7,635	\$57,124	\$64,759
TN	2,273	1,673	595	4,541	\$449,640	\$202,316	\$651,956
TX	15,909	2,524	3,871	22,304	\$2,100,409	\$1,316,243	\$3,416,652
UT	377	287	454	1,118	\$75,662	\$154,372	\$230,034
VA	1,562	737	2,313	4,612	\$261,967	\$786,482	\$1,048,449
VI	11	-	-	11	\$1,253	-	\$1,253
VT	186	-	294	480	\$21,194	\$99,968	\$121,162
WA	9,174	788	8,920	18,882	\$1,135,153	\$3,033,038	\$4,168,190
WI	2,342	28	93	2,463	\$270,057	\$31,622	\$301,680
WV	1,091	-	38	1,129	\$124,318	\$12,921	\$137,239
WY	51	-	17	68	\$5,811	\$5,780	\$11,592
<b>Total</b>	<b>184,772</b>	<b>27,410</b>	<b>66,802</b>	<b>278,984</b>	<b>\$24,177,774</b>	<b>\$22,714,460</b>	<b>\$46,892,234</b>

## Annual mean wage of Aircraft mechanics & Service Technicians by State



**NAVIGATING TO  
PROFITABLE OPPORTUNITIES**





- Pinnacle Partners trusted and endorsed by Boeing, the largest Aircraft manufacture in the world
- Pinnacle Partners trusted and endorsed by the Nevada Governors Office of Economic Development
- Pinnacle Partners trusted and endorsed by Delta Airlines, the second largest Airline in the world with over 900 aircraft in daily operations



# Nevada Governor Endorsement



3<sup>rd</sup> from Left: Nevada Governor Steve Sisolak

----- Original Message -----

Subject: RE: Nevada Aero Maintenance  
From: Melanie Sheldon <[msheldon@diversifynevada.com](mailto:msheldon@diversifynevada.com)>  
Date: Tue, June 25, 2019 10:38 am  
To: "[alden@pinnpart.com](mailto:alden@pinnpart.com)" <[alden@pinnpart.com](mailto:alden@pinnpart.com)>, Ash Azmak <[aazmak@diversifynevada.com](mailto:aazmak@diversifynevada.com)>

Dear Alden,

I am pleased to provide The Nevada Governor's Office of Economic Development's (GOED) letter of support for the Nevada Aero Maintenance project.

Have a great day and feel free to reach out with any questions.

Kind regards,

Melanie Sheldon  
Director of Business Development  
Nevada Governor's Office of Economic Development  
555 E. Washington Ave., Suite 5400, Las Vegas, NV 89101  
Main: (702) 486-2700  
Office: (702) 486-2702  
Cell: (702) 526-0772  
[msheldon@diversifynevada.com](mailto:msheldon@diversifynevada.com)  
[www.diversifynevada.com](http://www.diversifynevada.com)

Nevada Governor's Office of  
**ECONOMIC DEVELOPMENT**  
*Empowering Success*

Follow us:  

Nevada Governor's Office of  
**ECONOMIC DEVELOPMENT**

555 E. Washington Avenue, Suite 5400, Las Vegas, NV 89101  
702.486.2700 • [www.diversifynevada.com](http://www.diversifynevada.com)

June 25, 2019

Mr. Alden Kawika Crowley  
Pinnacle Partners  
9811 West Charleston Blvd Suite 2-502  
Las Vegas, NV 89117

Dear Mr. Crowley,

I am pleased to learn about your Maintenance, Repair, and Overhaul (MRO) facility project to be based in Nevada. I sincerely appreciate your interest in bringing this exciting project to the state. The Nevada Governor's Office of Economic Development is committed to fostering economic growth and diversity across a variety of Industry Sectors, including Aerospace and Defense.

Our office looks forward to working with your company as part of Nevada's growing economy. We stand ready to address any questions and comments you may have.

Should you have any questions please feel free to contact me on 702 486 2702.

Yours sincerely,

Kristopher Sanchez  
Interim Executive Director  
Nevada Governor's Office of Economic Development

Steve Sisolak, Governor  
Kristopher Sanchez, Interim Executive Director

*Empowering Success*

# Boeing Endorsement



Founded	July 15, 1916; 102 years
Headquarters	Chicago, Illinois
Production output	•806 commercial aircraft (2018) •96 military aircraft (2018) •2 satellites (2018)
Revenue	US\$101.127 billion (2018)
Operating income	US\$11.987 billion (2018)
Net income	US\$10.460 billion (2018)
Total assets	US\$117.359 billion (2018)
Total equity	US\$410 million (2018)
Number of employees	153,027 (January 1, 2018)



Alden Crowley has developed close relations with many Executives within the Boeing Company.



The Boeing Company  
P.O. Box 3707 MC 21-93  
Seattle, WA 981242207

June 7, 2019'

Dear Pinnacle Partners,

The Boeing Company Global Services encourages the development of a vibrant and rich aviation landscape and support your effort in the creation and establishment of a new MRO facility in Nevada.

We hope in the future to be a business associate to Nevada Aero Maintenance and support your endeavor in repairing and maintaining Boeing aircraft.

Sincerely,

**Jeri Blevins**  
Material Services Sales Director  
Cell: 408.690.7921  
**Boeing Global Services**  
[Jeri.L.blevins@boeing.com](mailto:Jeri.L.blevins@boeing.com)



# Delta Airlines Endorsement



## Delta Company Data

Founded	May 30, 1924; 95 years ago
Commenced operations	June 17, 1929
Fleet size	885 (As of 31 March 2019)
Destinations	325 (As of 31 March 2019)
Headquarters	Atlanta, Georgia, U.S.
Revenue	\$44.438 billion (2018)
Operating income	\$5.264 billion (2018)
Net income	\$3.935 billion (2018)
Total assets	\$60.270 billion (2018)
Employees	86,564 (2018)



Delta Material Services, LLC  
3700 Southside Industrial Way SE  
Atlanta, GA 30354-2574

June 19, 2019

Alden Crowley  
CEO  
Pinnacle Partners  
Nevada Aero Maintenance

Dear Alden,

Delta Material Services is prepared to provide material support to Nevada Aero Maintenance MRO activities.

We look forward to establishing a long term business relationship with Nevada Aero Maintenance.

Kind Regards,

A handwritten signature in blue ink, appearing to read 'William Thompson'.

William Thompson  
Senior Vice-President Commercial



# Nellis Air Force Base Support Letter



Above: Nellis Air Force Base Commanders Chalet / 3<sup>rd</sup> from the Right: Lt. General Jay B. Silveria United States Air Force

Letter Pending



**FOREVER FOCUSED FORWARD  
FOR HUMANITY**



## 2018-2019 Social Responsibility Highlights



- 55,000 items of new Women's clothes delivered to Nevada shelters valued at over \$2.5M
- Humanitarian Partnership agreement signed with the President of Kurdistan Iraq
- 500 new shoes, 2,000 books, 5,000 crayon, 1,000 items of clothes delivered to refugee children in Kurdistan Iraq, in cooperation with the President of Kurdistan
- 75 Tons of aid delivered to hurricane victims in Puerto Rico
- Received 2018 Las Vegas Community Spirit Award
- Received Certificate of Gratitude from the Las Vegas Mayor Carolyn Goodman

# Nevada Aero Maintenance Social Responsibility

## Utilizing Relationships and Resources to Maximize Impact.

Nevada Aero Maintenance aims to be respected by humanity, live up to its promises, be sound and trustworthy, fulfill its social responsibilities and make a contributions to society. Pinnacle Partners and its employees will continue contributing to sustainable positive growth for local Nevada communities as well as for families in need around the world.

Nevada Aero Maintenance can maximize its social responsibility impact by partnering with Another Joy Foundation and combining resources in the aviation and NGO industry. This collaboration provided the opportunity to deliver over 100 tons of aid to children and families in 2019 valued at over \$5.M.

This is a testament to the Nevada Aero Maintenance business ethics and policies.

Pinnacle Partners, Nevada Aero Maintenance & Another Joy Foundation donated and orchestrated over 5,000 hours of community Service in 2019.

**Imagine what will be accomplished for humanity as Nevada Aero Maintenance gains altitude**



**2018 Humanitarian Mission to Puerto Rico  
75 Tons of Aid Delivered to Hurricane Victims**



← EXIT →

Imagine It!  
North, South,  
East, West  
Unit 6  
CALIFORNIA

Imagine It!  
North, South,  
East, West  
Unit 6  
CALIFORNIA

McGraw-Hill  
Ideas  
Book  
Grade K

SunSuds

SunSuds

# 2020 Community Appreciation Awards




Above Left-Right: Andy Bischel, President & CEO Boys & Girls Clubs  
LVMPD Sheriff Joe Lombardo / Alden Crowley, Founder Another Joy Foundation



# 2018 Over 75 Tons of Aid delivered to Puerto Rico



In 2018 Pinnacle Partners delivered 500 New shoes, 2,000 books, 5,000 crayons, 1,000 new clothes to refugee children in Kurdistan Iraq





2018-2019, over 55,000 items of new women's clothes  
valued at over \$2.5 Million USD donated to Nevada shelters.



#InvestinUs  
**THE SHADE TREE**  
A LOCAL LAS VEGAS SHELTER  
FOR WOMEN, CHILDREN, AND THEIR PETS



10,000+ items of new clothes donated to Shade Tree.



Above L-R: Alden Crowley &  
Nevada Governor Steve Sisolak



# In cooperation with the Las Vegas Metro Police Department Foundation 10,000+ items of new clothes donated to the Las Vegas SafeNest



**In cooperation with the Las Vegas Metro Police Department Foundation  
5,000+ items of new clothes donated to the Las Vegas Homeless Resources Center**



# In cooperation with the Las Vegas Metro Police Department Foundation 10,000+ items of new clothes donated to the Las Vegas Rescue Mission





**POSITIVE IMPACT PASSION**

# Origins of Another Joy Foundation

Another Joy Foundation is a 501(c)(3) non-profit organization with headquarters in Las Vegas, Nevada. Another Joy Foundation was founded in 2008 by Alden Crowley CEO of Nevada Aero Maintenance. By utilizing resource in the Aviation and NGO industry, Another Joy Foundation is able to maximize program impact.

Another Joy Foundation provides vital educational material and life-altering supplies to lower income schools within the United States.

Globally, Another Joy Foundation provides life saving medicine, toys, and economy building tools to third world countries.

Another Joy Foundation was created by aviation professionals to utilize resources in the aviation industry to transport toys and humanitarian aid to the less fortunate at no cost.

Another Joy Foundation and its partners have transported over 400 tons of humanitarian aid to children and families in need valued at over \$150M.

Thousands of lives are being saved and positively impacted.

Click on logo to be  
Directed to website



# Another Joy Foundation Programs with Legendary Boxer Manny Pacquiao



In cooperation with the Pacquiao Foundation, 15 tons of aid was delivered to children in the Philippines.

- 1.2 Million Prenatal vitamins
- 10,000 toys
- 10,000 children books
- 3,000 education math kits

← EXIT →



Imagine It!  
North, South, East, West  
Unit 6

MACMILLAN  
MCGRAW-HILL  
**Science**

MACMILLAN  
MCGRAW-HILL  
**Science**



Another Joy Foundation is a proud supporter of the Nellis Air Force base men, women and children. Another Joy Foundation has been involved with over a dozen programs that provided books, math kits, educational supplies and food to Nellis Air Force Base events and schools.



Above: Nellis Air Force Base Commanders Chalet / 3<sup>rd</sup> from the Right: Lt. General Jay B. Silveria United States Air Force



## LOMIE G. HEARD ELEMENTARY SCHOOL

42 BAER DRIVE NAFB, LAS VEGAS, NEVADA 89115

Telephone (702) 799-4920

Fax 799-4926



"Where Learning Takes Flight"

March 20, 2015

Re: Another Joy Foundation (AJF)

On behalf of the students, faculty and staff at Lomie G. Heard Elementary School, we would like to extend a heartfelt thank you the thousands of books and educational materials donated to our school in 2014.

We appreciate that you chose our school to give such a worthy donation. Our students and families have expressed their sincere appreciation on how grateful they are to have this community to help to make a difference their lives.

The books were used to enrich our teacher's classroom libraries and provide additional reading materials for our students. AJF is a vital asset to our Las Vegas community. Thank you for your support.

Thank you  
Sincerely,

Mrs. Kori Deal  
Principal

Pamela Goynes-Brown  
Assistant Principal

# Boeing & Another Joy Foundation Humanitarian Lift Programs

Boeing Seattle, Washington



1,000 blankets  
loaded on a new  
Thai Airways Boeing  
777-300ER and  
transported to  
children in Thailand.



Boeing, Another Joy Foundation and Boeing customers have join hands to transport over 150 tons of humanitarian aid and toys to less fortunate children and families. Thousands of lives around the world are being saved and positively impacted.



Above: Lukman Faily, Iraqi Ambassador to the USA





## Education Initiatives

Over 2.5 Million Books and educational kits donated to Nevada schools, NGO's and teachers since 2012.

Over 3.5 Million books delivered World Wide.



**The Public Education Foundation**  
*Because young minds matter*

March 24, 2015

### TO WHOM IT MAY CONCERN

Dear Another Joy Foundation,

Thank you for the 950,000 books and educational material, along with the 400,000 dollars worth of vegetable seed packets, donated to us in 2012-2013.

The books were used for our English Language Learners programs in Clark County.

Another Joy Foundation (ANJ) is a vital asset to our Las Vegas community.

Thank you for your support.

Warmest regards,

Hergit "COCO" LLenas  
Director of Family Literacy & Outreach  
4350 South Maryland Parkway,  
Las Vegas, NV 89119  
Phone: 702-799-1042 x 7412  
Fax: 702-799-5247



**Clark County School District Trustees**



# Over 50,000 Books & Educational Kits donated Native American Schools



GWE SPO:JA YIWO

Department of Hualapai Education & Training

P.O. BOX 179

460 HUALAPAI WAY

PEACH SPRINGS, AZ 86434-0179

PHONE: (928) 769-2200 • FAX (928) 769-1101

Another Joy Foundation  
2629 E. Craig Rd., Suite F  
North Las Vegas, NV 89030

Dear Mr. Alden Crowley,

Thank you for your donation of books to the youth of the Hualapai Tribe in Peach Springs, AZ.

We have limited funds to buy books for our local library and we know that our Peach Springs School District needs library books also. We will share the donated books with the Hualapai Headstart Program and the Daycare Center, and the Boys and Girls Club.

We are encouraging literacy among our families and this is the right time for our tribe to receive these books.

May the Creator bless you and your foundation.

Sincerely,

Lucille J. Watahomigie, Director

Gwe Spo:Ja Yiwo

Department Of Hualapai Education & Training

P.O. Box 179

460 Hualapai Way

Peach Springs, Az 86434-0179

Phone: (928)769-2200 Fax: (928)769-1101

email: [lwatahomigie@hualapai-nsn.gov](mailto:lwatahomigie@hualapai-nsn.gov)



PINNACLE PARTNERS



**Nevada Aero  
Maintenance**

Integrating Safety & Integrity

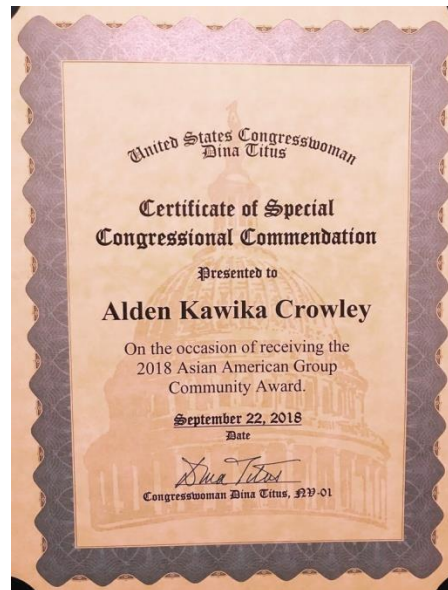
# US Government / NGO Awards & Endorsements



# 2018 AAG Las Vegas Community Spirit Award

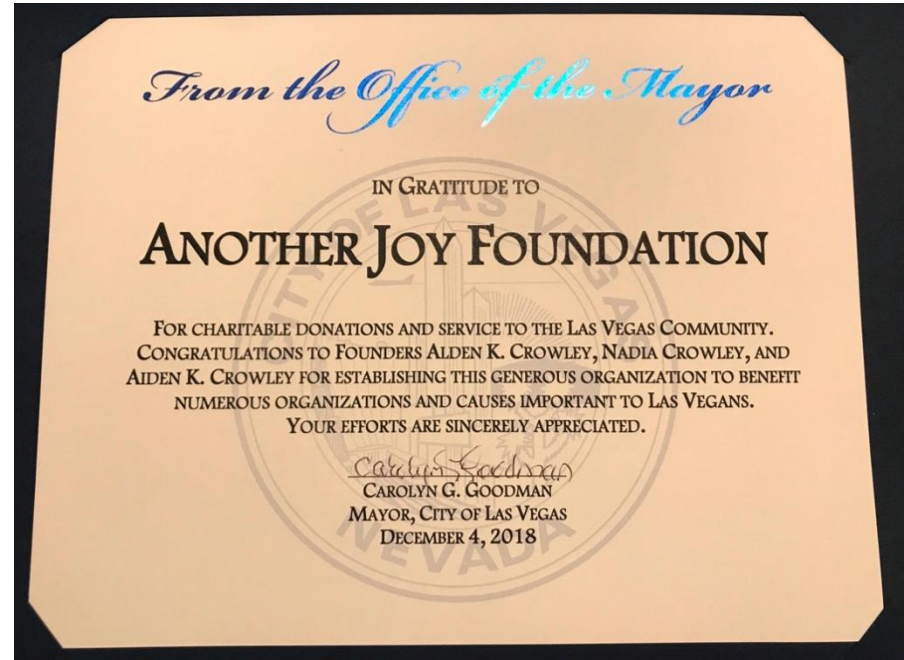


Above 3<sup>rd</sup> from Left: Governor Steve Sisolak





# 2018 Certificate of Appreciation from Las Vegas Mayor Carolyn Goodman



# Las Vegas Metro Police Department Community Engagement Appreciation Award


LVMPD Sheriff  
Joe Lombardo  
&  
Alden Crowley





**POSITIVE PRODUCTIVITY  
PROMOTES PROSPERITY**

# 2015 Red Cross International Service Award







PINNACLE PARTNERS

American Red Cross

# EVERYDAY HEROES AWARDS

Ordinary People. Extraordinary Acts.

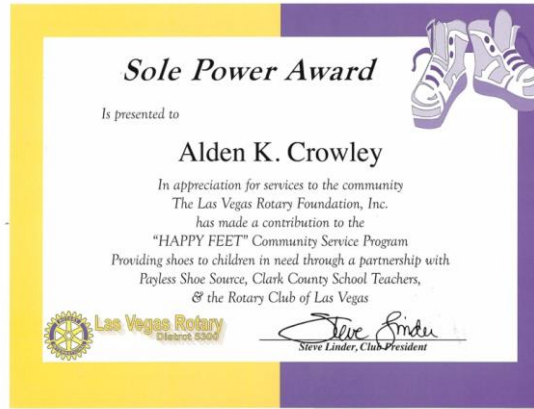


International Service  
**Another Joy Foundation**

PRESENTED BY **American Red Cross**



# 2015 Rotary Foundation Paul Harris Fellow Award



Las Vegas  
**Rotary**  
Club



**LIGHT UP  
ROTARY**

**DECEMBER 11, 2014**

**TODAY'S PROGRAM**

ALDEN K. CROWLEY

PRE SEZ

CALENDAR /WILD CARD

SANTA CLOTHES POSTER

SCRIBE

KIWANIS VS ROTARY

ROTARY PARTY PICS



Don't miss  
The December Issue of  
**THE ROTARIAN**



**GOD BLESS  
AMERICA**



**ALDEN K. CROWLEY**  
FOUNDER  
ANOTHER JOY FOUNDATION



Another Joy Foundation provides vital educational material and life-altering supplies to lower income schools within the United States.

Globally, we provide life saving medicine, toys, and economy building tools to third world countries.

Photos of recent programs are on Another Joy Foundation Facebook.

Working in the aviation industry, I am blessed to have the privilege to travel around the world. In 2006, I delivered an empty Boeing 737 commercial aircraft to Cambodia. Only myself and two pilots were on board the aircraft.

Each time I enter a new Country I make sure that I put time aside to visit historical sites. I have visited over 40 countries, seen many different things, but I have never experienced nor had the opportunity to connect emotionally with the children that I was able to spend time with in some of the villages in Cambodia. It inspired me and made me come to the realization that the next aircraft that I deliver will not be empty!

When I got home from Cambodia, I shared this idea with my wife Nadia and family. Knowing how fortunate our child is, seeing how our son is so blessed in every aspect of his life, we wanted to share his Joy with other children around the world. That's what stirred up a passion to dedicate countless hours to positively impact as many unfortunate children and families as we could.

Join our mission!

Quote:

"Let's spend a moment together to create life lasting change for others"  
By: Alden Kawika Crowley



**Rotary At A Glance**

Rotarians Members - 1,214,714; Clubs - 34,216; Districts - 538; Countries - 200+;  
Rotaractors Clubs - 8,874; Members - 204,102; Countries - 162  
Interact Clubs - 13,732; Members - 315,836; Countries - 132  
Rotary Community Members - 165,807; Corps - 7,209; Countries - 77

A wide-angle, low-perspective shot from the cockpit of a commercial airplane at night. The view is looking out over a dark, calm ocean under a deep blue, starry sky. In the distance, a city skyline is visible, illuminated with lights. The cockpit interior is visible on the right side of the frame, showing the instrument panel, control yoke, and seats. The lighting is a mix of the cool blue of the night sky and the warm, golden lights of the city and cockpit.

**ASTRONOMICAL ASPIRATIONS  
FOR INNOVATION**



## Additional Data Links

1. [Nevada Aero Maintenance Executive Bio's](#)
2. [Nevada Aero Maintenance Business Plan](#)
3. [Nevada Aero Maintenance Economic Feasibility Report](#)
4. [Bombardier CRJ200 / N859AS Passenger to Cargo Conversion Program outline](#)





***Nevada Aero  
Maintenance***

*Integrating Safety & Integrity*

Phone: 1-702-808-8929

Email: [alden@pinnpart.com](mailto:alden@pinnpart.com)

[www.pinnpart.com](http://www.pinnpart.com)

